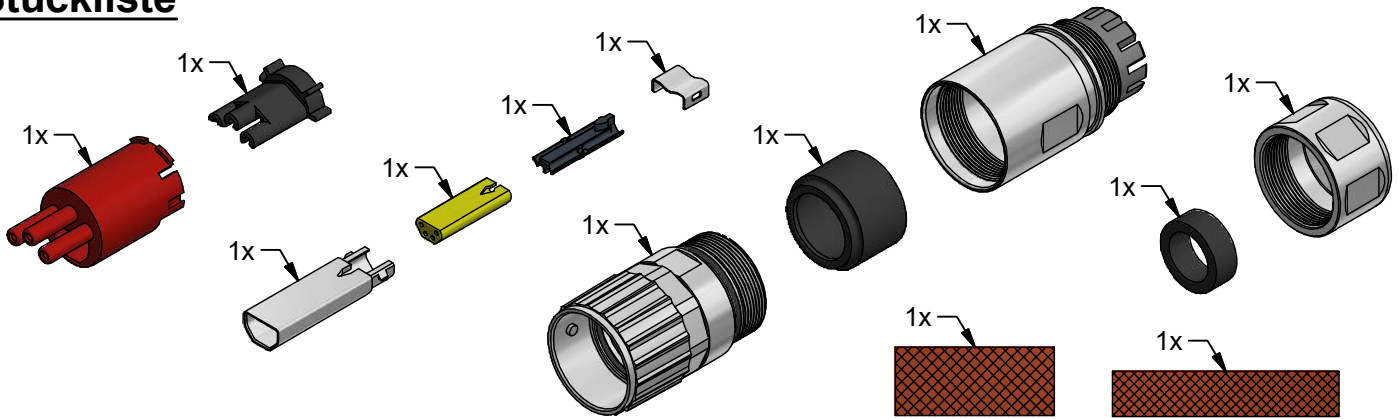


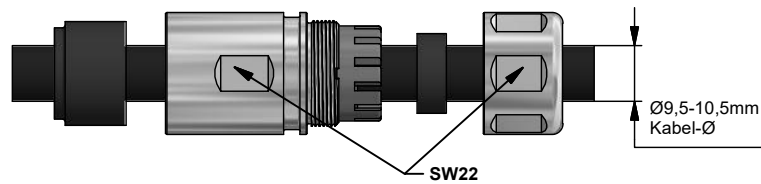
# Montageanleitung B17 Hybrid

konfektionierbares Steckergehäuse mit Crimpanschluss, axial,  
3x1,5mm<sup>2</sup> + 4xAWG22, ENP: Powerbuchse / Datenstift

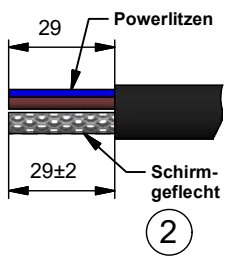
## Stückliste



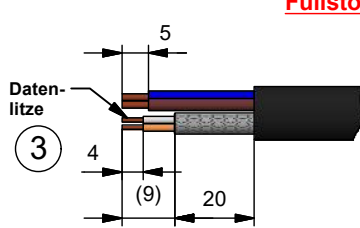
1 Einzelteile auf Leitung schieben



**Laufrichtung beachten!**

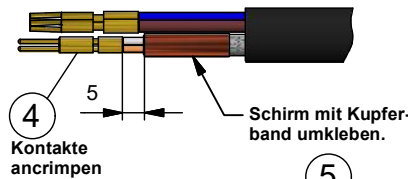


2



3

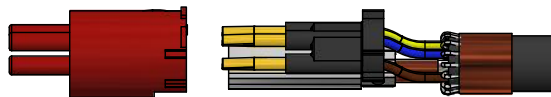
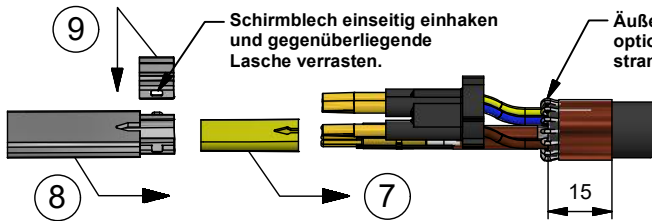
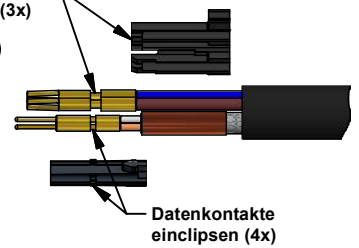
**Füllstoffe bündig mit Kabelmantel wegschneiden!**



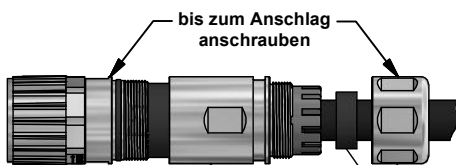
5

Powerkontakte einclippen (3x)

6



10



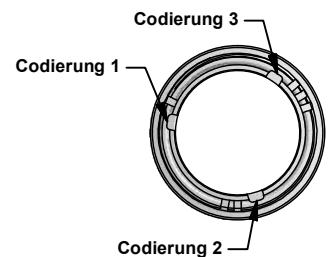
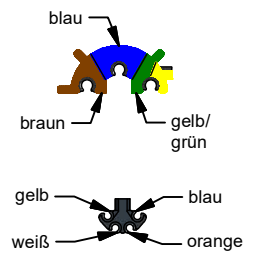
11

12

13

Farbring optional  
ZS7200-B006 (gelb)  
ZS7200-B008 (grün)  
ZS7200-B015 (orange)

**Achtung: Ansicht von Kabelausgang dargestellt! Auf richtige Farbwahl achten!**



**Nur eine Codierung montierbar!**

### Werkzeug / Zubehör

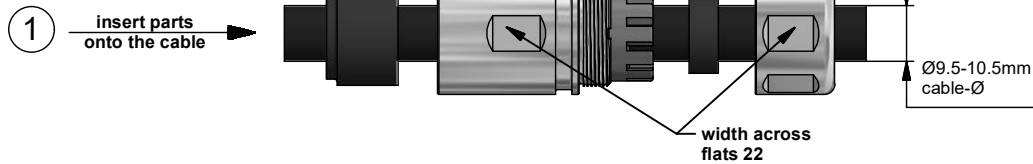
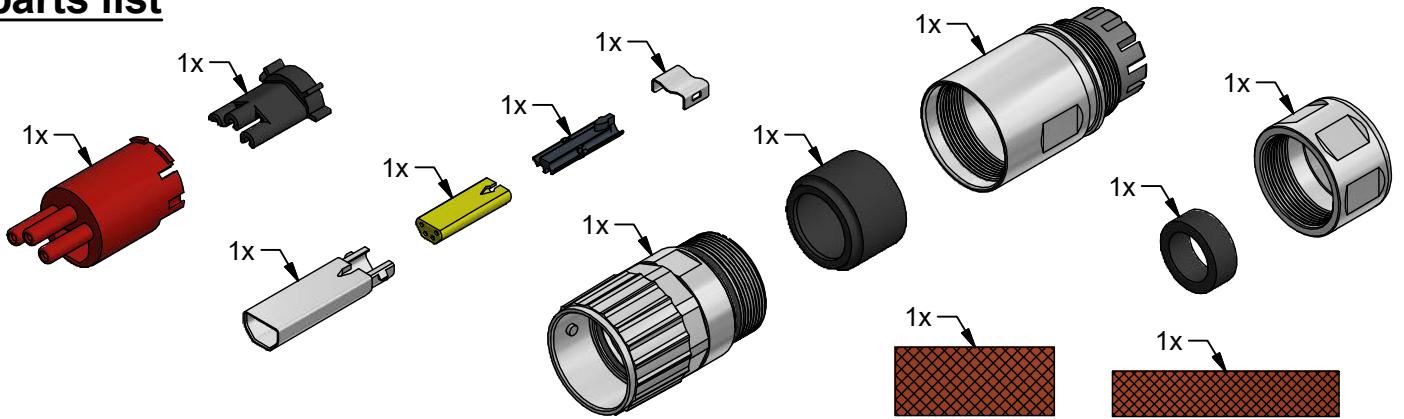
Crimpzange	Crimpeinsatz / Locator
ZB8810-0000	ZB8810-0001

**BECKHOFF**

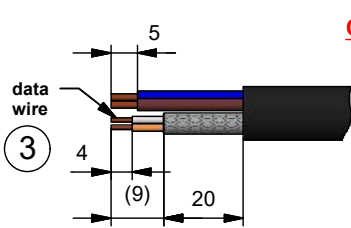
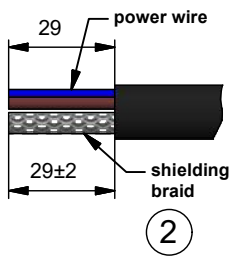
# Assembly instruction B17 hybrid

field attachable plug housing with crimp connection, axial,  
3x1.5mm<sup>2</sup> + 4xAWG22, ENP: power (female) / data (male)

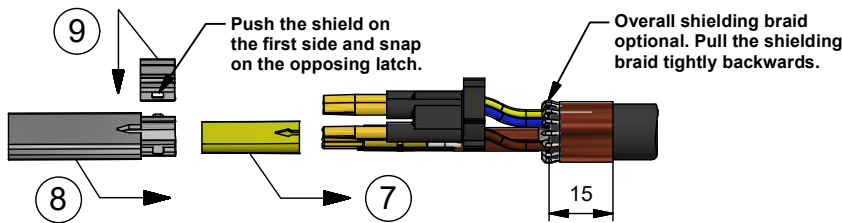
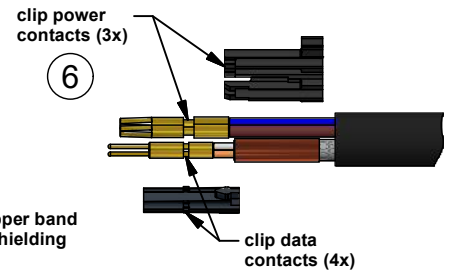
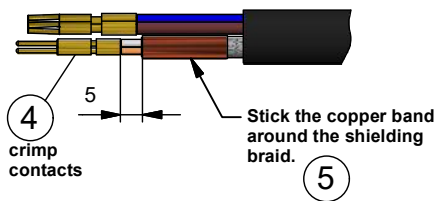
## parts list



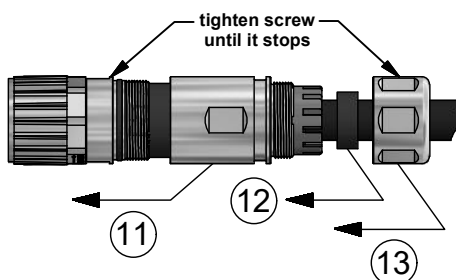
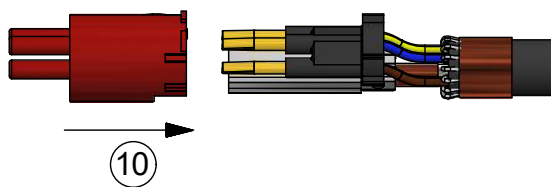
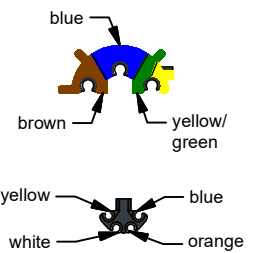
Please consider the cable direction!



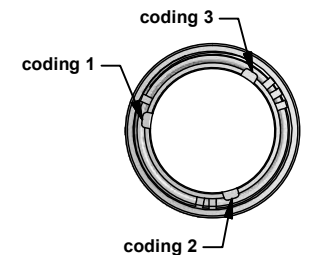
Cut off the fillers!



Attention: View from cable outlet!  
Consider the right choice of colors!



Color ring optional  
ZS7200-B006 (yellow)  
ZS7200-B008 (green)  
ZS7200-B015 (orange)



Only one coding mountable!

## tools / accessory parts

crimping tool	crimping insert / locator
ZB8810-0000	ZB8810-0001

**BECKHOFF**

790-946200 / 7901A087 Rev. b  
Beckhoff art.-no.: ZS7200 - A002