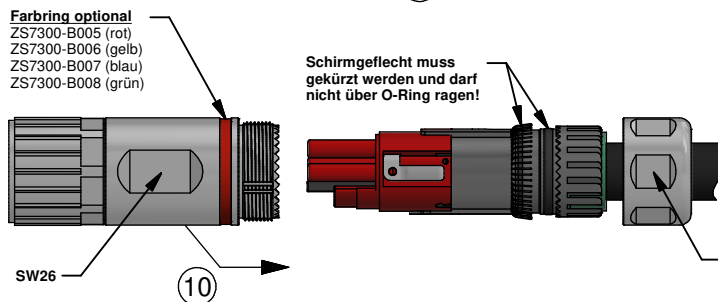
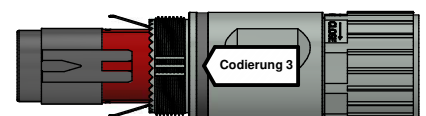
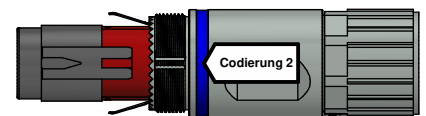

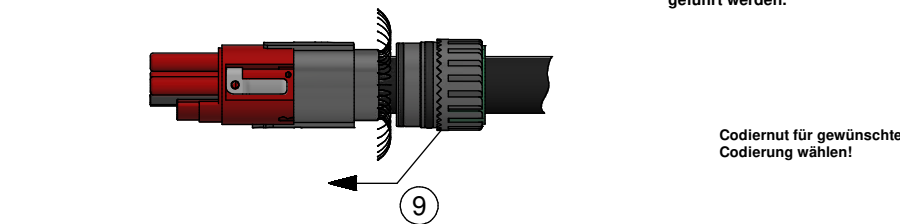
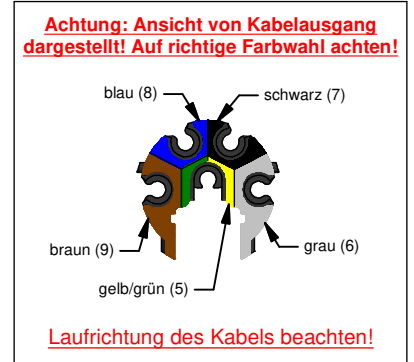
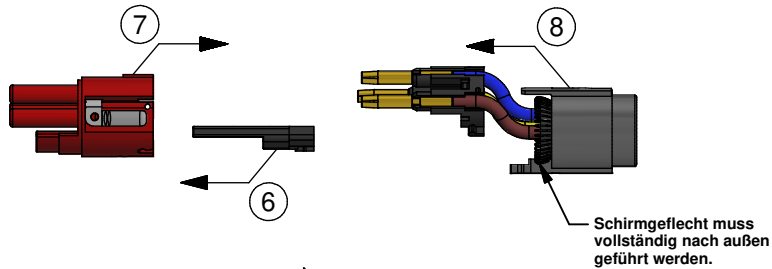
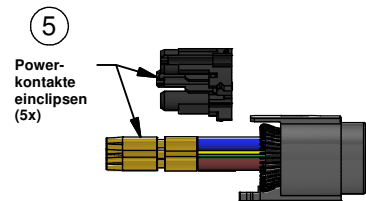
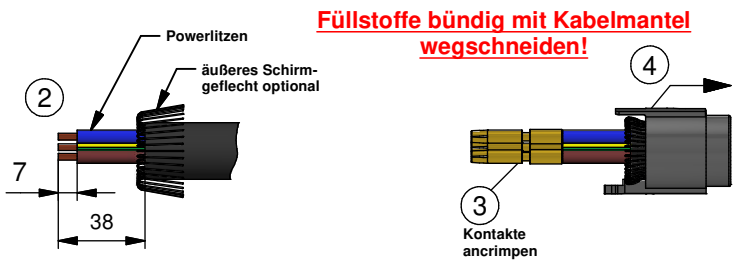
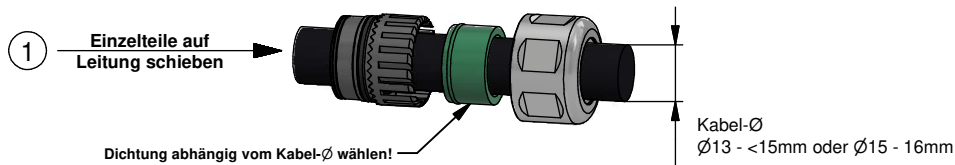
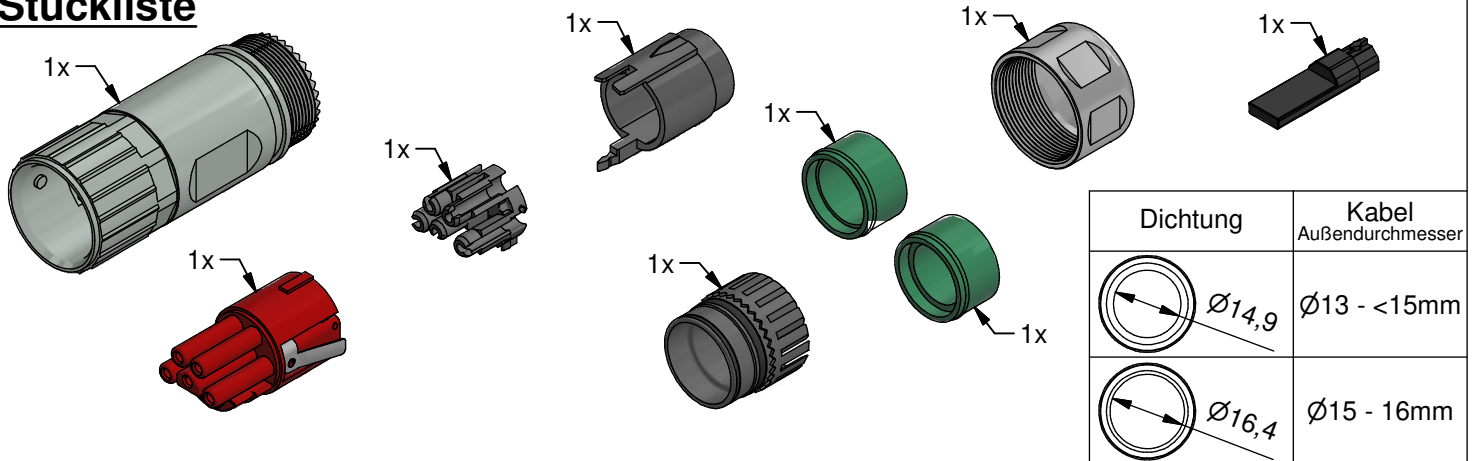


Montageanleitung B23

konfektionierbares Steckergehäuse mit Crimpanschluss, axial,
5x4 mm², PWR: Powerbuchse

Stückliste



Beckhoff®, TwinCAT®, EtherCAT®, EtherCAT P®, Safety over EtherCAT®, TwinSAFE®, XFC® und XTS® sind eingetragene und lizenzierte Marken der Beckhoff Automation GmbH. Die Verwendung anderer in dieser Dokumentation enthaltenen Marken oder Kennzeichen durch Dritte kann zu einer Verletzung von Rechten der Inhaber der entsprechenden Kennzeichen führen.

Die Informationen in dieser Druckschrift enthalten lediglich allgemeine Beschreibungen bzw. Leistungsmerkmale, welche im konkreten Anwendungsfall nicht immer in der beschriebenen Form zutreffen bzw. welche sich durch Weiterentwicklung der Produkte ändern können. Die gewünschten Leistungsmerkmale sind nur dann verbindlich, wenn sie bei Vertragsabschluss ausdrücklich vereinbart werden.

Werkzeug / Zubehör

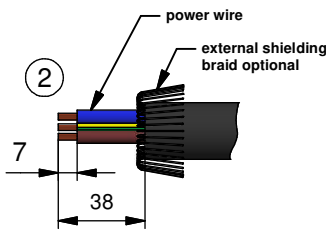
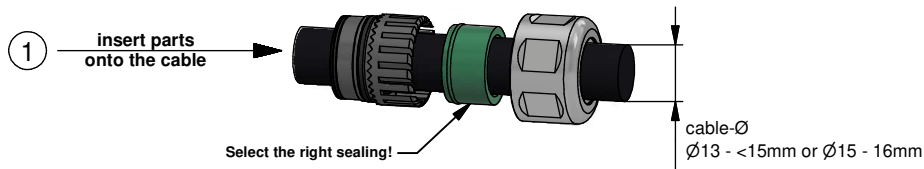
Crimpzange	Crimpeinsatz / Locator
ZB8810-0000	ZB8810-0002

Assembly instruction B23

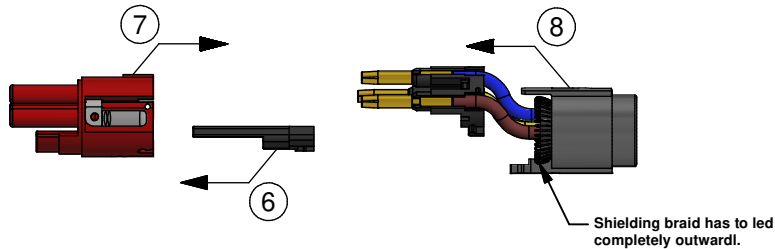
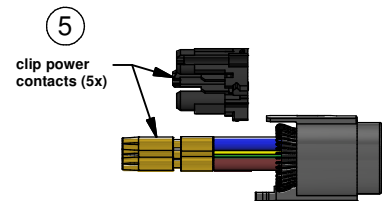
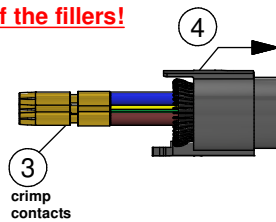
field attachable plug housing with crimp connection, axial.
5x4 mm², PWR: power (female)

parts list

Sealing	Cable outline dimension
	Ø13 - <15mm
	Ø15 - 16mm

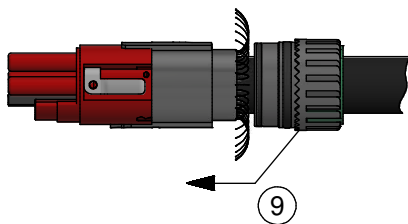


Cut off the fillers!

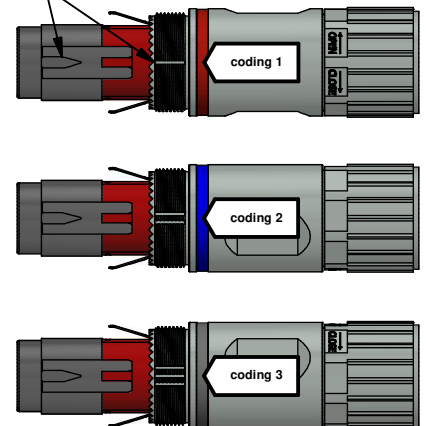


**Attention: View from cable outlet!
Consider the right choice of colors!**

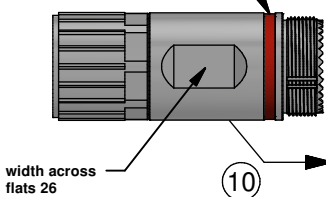
Please consider the cable direction!



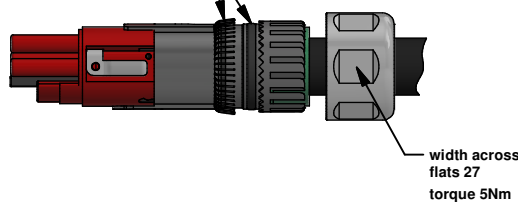
Select the right coding!



color ring optional
ZS7300-B005 (red)
ZS7300-B006 (yellow)
ZS7300-B007 (blue)
ZS7300-B008 (green)



Shielding braid has to be shortened. It isn't allowed to protrude above the o-ring.



tools / accessory parts	
crimping tool	crimping insert / locator
ZB8810-0000	ZB8810-0002