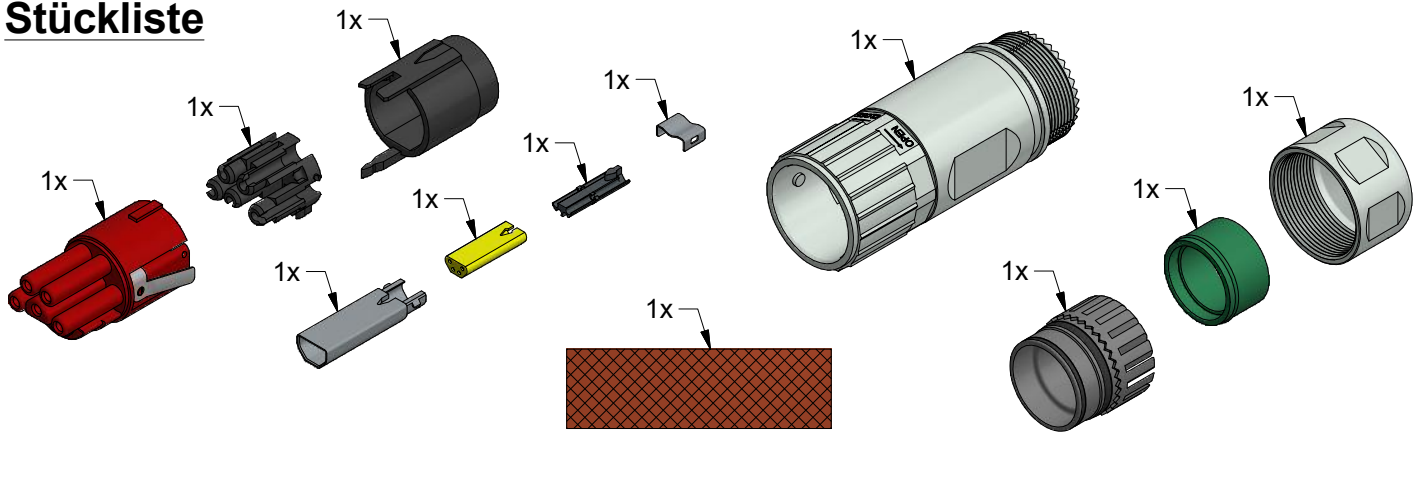



# Montageanleitung B23 Hybrid

konfektionierbares Steckergehäuse mit Crimpanschluss, axial,  
5x4mm<sup>2</sup> + 4xAWG22, ENP: Powerbuchse / Datenstift

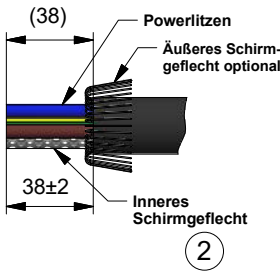
## Stückliste



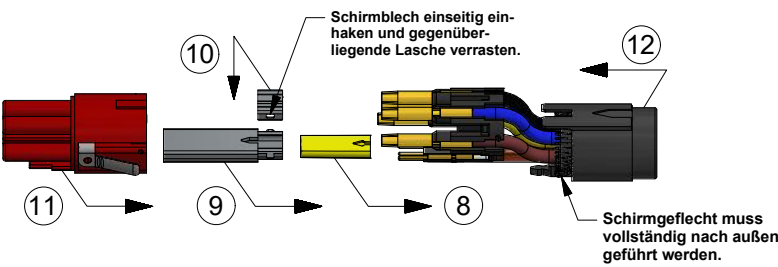
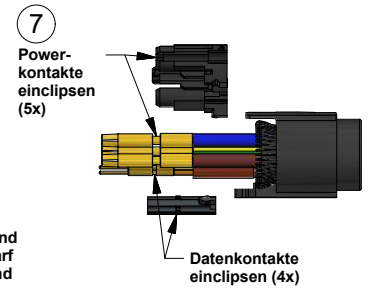
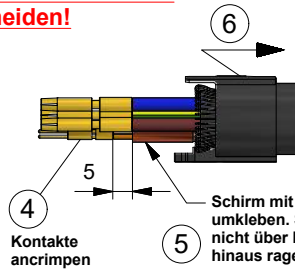
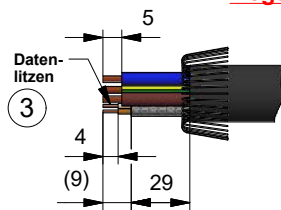
1 Einzelteile auf Leitung schieben



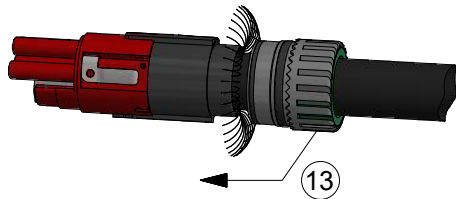
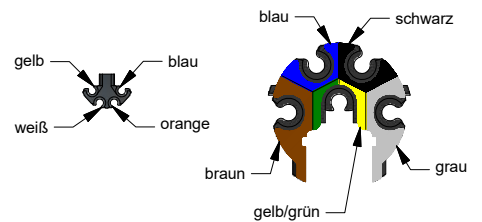
**Laufrichtung beachten!**



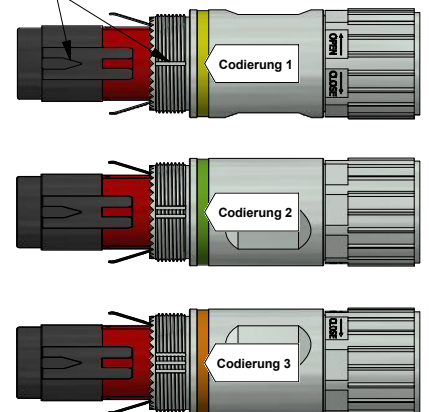
**Füllstoffe bündig mit Kabelmantel wegschneiden!**



**Achtung: Ansicht von hinten dargestellt! Auf richtige Farbwahl achten!**

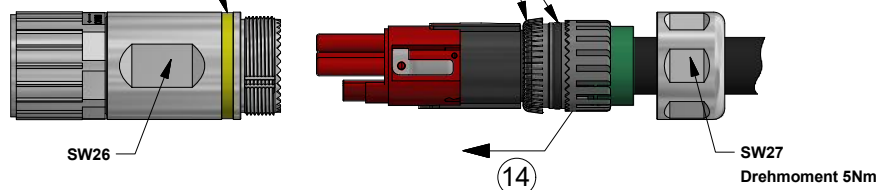


Codierhut für gewünschte Codierung wählen!



Farbring optional  
ZS7300-B005 (rot)  
ZS7300-B006 (gelb)  
ZS7300-B007 (blau)  
ZS7300-B008 (grün)

Schirmgeflecht muss gekürzt werden und darf nicht über O-Ring ragen!



Beckhoff®, TwinCAT®, EtherCAT®, EtherCAT P®, Safety over EtherCAT®, TwinSAFE®, XFC® und XTS® sind eingetragene und lizenzierte Marken der Beckhoff Automation GmbH. Die Verwendung anderer in dieser Dokumentation enthaltenen Marken oder Kennzeichen durch Dritte kann zu einer Verletzung von Rechten der Inhaber der entsprechenden Kennzeichen führen.

© Beckhoff Automation GmbH & Co. KG 08/2016

Die Informationen in dieser Druckschrift enthalten lediglich allgemeine Beschreibungen bzw. Leistungsmerkmale, welche im konkreten Anwendungsfall nicht immer in der beschriebenen Form zutreffen bzw. welche sich durch Weiterentwicklung der Produkte ändern können. Die gewünschten Leistungsmerkmale sind nur dann verbindlich, wenn sie bei Vertragsabschluss ausdrücklich vereinbart werden.

790-959200 / 7901A283 Rev. a  
Beckhoff Art.-Nr.: ZS7300 - A002

### Werkzeug / Zubehör

Crimpzange

ZB8810-0000

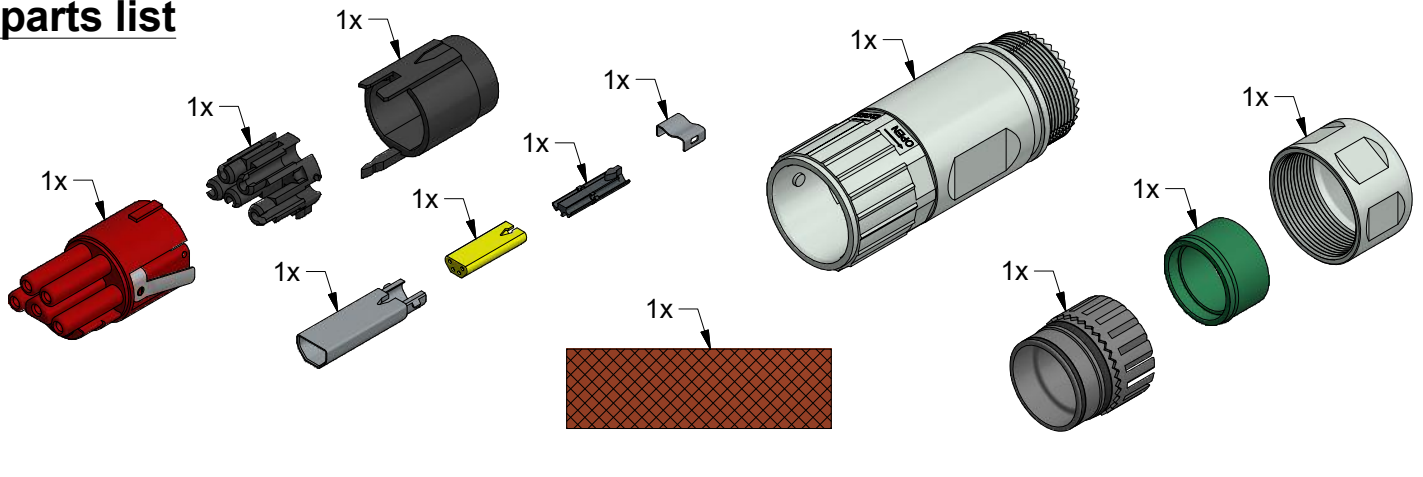
Crimpeinsatz / Locator

ZB8810-0002


# Assembly instruction B23 hybrid

field attachable plug housing with crimp connection, axial,  
5x4mm<sup>2</sup> + 4xAWG22, ENP: power (female) / data (male)

## parts list



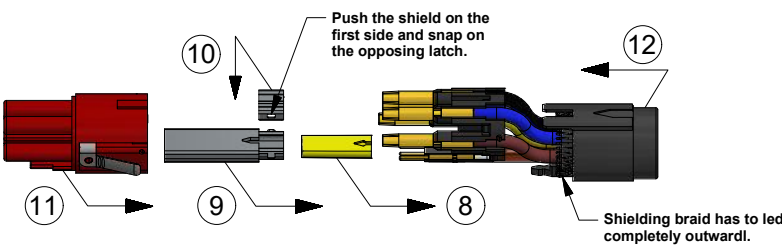
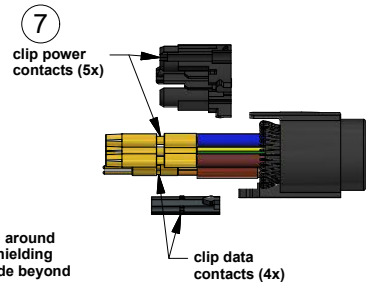
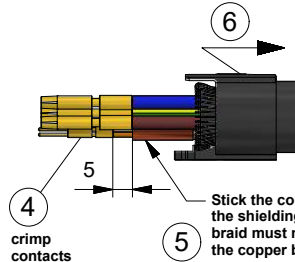
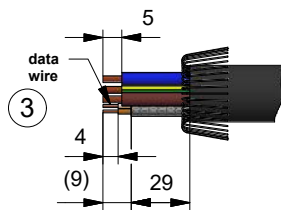
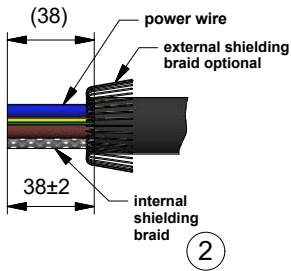
1 insert parts onto the cable



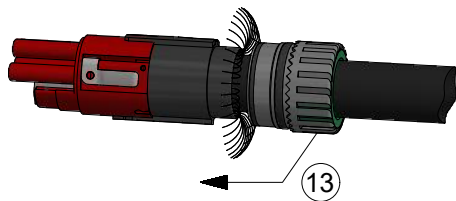
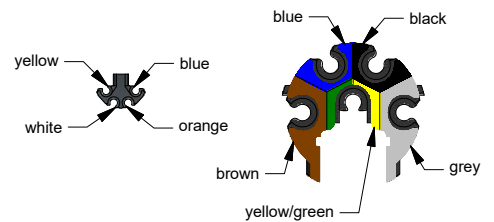
Please consider the cable direction!



Cut off the fillers!

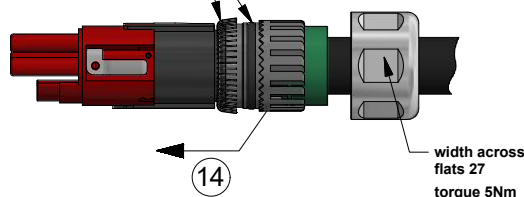
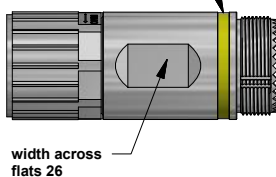


Attention: View from behind! Consider the right choice of colors!

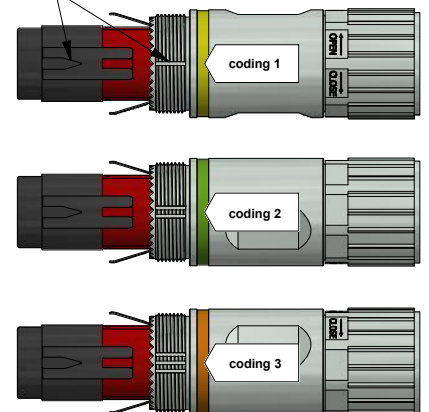


color ring optional  
ZS7300-B005 (red)  
ZS7300-B006 (yellow)  
ZS7300-B007 (blue)  
ZS7300-B008 (green)

Shielding braid has to be shortened. It isn't allowed to protrude above the o-ring.



Select the right coding!



Beckhoff®, TwinCAT®, EtherCAT®, EtherCAT P®, Safety over EtherCAT®, TwinSAFE®, XFC® and XTS® are registered trademarks of and licensed by Beckhoff Automation GmbH. Other designations used in this publication may be trademarks whose use by third parties for their own purposes could violate the rights of the owners.

## tools / accessory parts

crimping tool	crimping insert / locator
ZB8810-0000	ZB8810-0002

The information provided in this brochure contains merely general descriptions or characteristics of performance which in case of actual application do not always apply as described or which may change as a result of further development of the products. An obligation to provide the respective characteristics shall only exist if expressly agreed in the terms of contract.