


ZK1090-3134-0xxx | EtherCAT cable, PUR, AWG26, drag-chain suitable



M8, plug, straight, male, 4-pin, A-coded – M8, socket, angled, female, 4-pin, A-coded



Plugs

Electrical data	Head A	Head B
Rated voltage	63 V (according to IEC 61076-2-111)	30 V (according to IEC 61076-2-104)
Rated current	4 A at 40°C (according to IEC 61076-2-104)	4 A at 40°C (according to IEC 61076-2-104)
Shielding	yes	yes
Insulation resistance	≥ 100 GΩ (according to IEC 60512)	≥ 100 GΩ (according to IEC 60512)
Mechanical data		
Installation size	M8	M8
Connector type	plug	socket
Configuration	straight	angled
Contact type	male	female
Number of positions (face)	4-pin	4-pin
Coding	A-coded	A-coded
Recommended torque, nut	0.4 Nm	0.4 Nm
Mating cycles	≥ 100	≥ 100

Way of locking	screw	screw
Weight per piece	0.028 kg (0.0617 lb)	0.028 kg (0.0617 lb)
Body color	black	black
Body material	TPU, UL94	TPU, UL94
Coupling nut material	GD-Zn, Ni	GD-Zn, Ni
Seal	FPM	FPM
Contact carrier color	green	green
Contact carrier material	PA 6, UL 94 V0	PA, UL 94
Contact plating	Ni, Au gal.	Ni, Au gal.
Contact material	CuZn	CuZn
Environmental data		
Special features	halogen-free, flame-resistant as per IEC 60332-1-2, oil-resistant as per DIN EN 60811-2-1	halogen-free, flame-resistant as per IEC 60332-1-2, oil-resistant as per DIN EN 60811-2-1
RoHS compliant	yes	yes
Ambient temperature (operation)	-30...+70°C, -22...+158°F	-30...+70°C, -22...+158°F
Protection rating	IP65/67 in screwed condition (according to IEC 60529)	IP65/67 in screwed condition (according to IEC 60529)
Pollution level	3/2 (according to IEC 60664-1)	3/2 (according to IEC 60664-1)

Cable

Electrical data		
Rated voltage	30 V (according to IEC 61076-2-101)	
Attenuation of shielding	≥ 43 dB	
Insulation resistance	≥ 150 MΩ/km	
Unbalanced capacitance to ground	3400 pF/km	
Mutual capacitance	51 pF/m at 1 kHz	
Characteristic impedance (Ethernet)	100 Ω ±15 Ω (100 MHz)	
Loop resistance (Ethernet)	250 Ω/km	
Unbalanced resistance (Ethernet)	2 %	
Dielectric strength wire/wire (Ethernet)	1000 V DC/700 V AC	
Dielectric strength wire/shield (Ethernet)	1000 V DC/700 V AC	
Signal running time (Ethernet)	5.55 ns/m	
Electrical parameters (Ethernet)	based on Cat.5	
Test voltage	700 V	
Mechanical data		
Cable structure (Ethernet)	star quad	

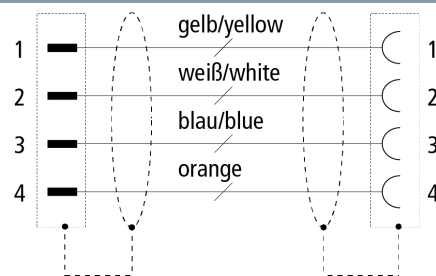
Conductor construction (Ethernet)	19 x 0.1 mm
Cross-section (Ethernet)	1 x 4 x 0.14 mm ² (AWG26)
Outer cable diameter	5.4 mm ± 0.3 mm (0.213" ±0.0118")
Min. bending radius, moved	20 x outer cable diameter
Min. bending radius, fixed installation	4 x outer cable diameter
Weight	40 kg/km (26.9 lb/1000 ft)
Conductor material (Ethernet)	copper, tinned
Shielding	braiding of tinned copper wires
Optical covering factor of shielding (Ethernet)	90 %
Use	drag-chain suitable
Max. acceleration	10 m/s ²
Max. speed	15 m/s
Max. number of cycles	20 million (5 million with 14 x D, v = 5 m/s and a = 15 m/s ² , min. 1 million with 9.5 x D, a = 1 m/s ² , travel distance = 1 m)
Wall thickness of wire insulation (Ethernet)	0.25 mm
Jacket color	green
Material jacket	PUR (polyurethane)
Wire color code	yellow, orange, white, blue
Wire insulation material	PP (polypropylene)
Printing on the jacket	"sequential length in meters" Industrial Ethernet Cat5 trailing * E130266 "UL Recognized" UL AWM 20963 80 °C 30V * ZB9032 "month/year" " internal order number"
Printing color	black
Environmental data	
Operation temperature range, moved	-40...+80°C, -40...+176°F
Oil resistance	according to DIN EN 60811-404 (7x24 h/90 °C)
Acid, lye and solvent resistance	depends on medium, concentration, temperature and duration
CFC-free	yes
Halogen-free	yes
Silicone-free	yes
RoHS compliant	yes
CE	yes
UL	yes, UL E-file number: E130266
Approvals	UL-Style AWM 20963

Attenuation


Max. insertion loss

Frequency [MHz]	1	4	10	16	20	31.25	62.5	100
[db/100 m]	3.1	6.5	9.9	12.3	13.8	17.7	25.6	33.0
[db/100 ft]	0.9	2	3	3.7	4.2	5.4	7.8	10.1
Min. near-end crosstalk attenuation								
Frequency [MHz]	1	4	10	16	20	31.25	62.5	100
[db/100 m]	62	53.0	47.0	44.0	42.0	40.0	35.0	32.0
[db/100 ft]	18.9	16.2	14.3	13.4	12.8	12.2	10.7	9.8

Contact assembly



Dimensions



A1	41.00 mm
A2	Ø 10.1 mm
B1	27.50 mm
B2	20.30 mm

Notes

- Depending on the cable length (L), the following length tolerances apply:
0 m...<0.2 m: ± 10 mm | 0.2...4.0 m: + 40 mm | ≥ 4.0 m: + 1%
- Illustrations similar
- Further cable length on request.

CE, UL

CE	yes
----	-----

UL yes, UL E-file number: E480185

Ordering information	Length
ZK1090-3134-0002	0.20 m
ZK1090-3134-0005	0.50 m
ZK1090-3134-0015	1.50 m

Accessories	
ZB8801-0000	torque wrench for hexagonal plugs, adjustable
ZB8801-0001	torque cable key, M8/wrench size 9, for ZB8801-0000
ZB8803-0001	Flange/Panel feed-through for M8 pre-assembled, for fixing the connector, plastic



Products marked with a crossed-out wheeled bin shall not be discarded with the normal waste stream. The device is considered as waste electrical and electronic equipment. The national regulations for the disposal of waste electrical and electronic equipment must be observed.

Beckhoff®, TwinCAT®, TwinCAT/BSD®, TC/BSD®, EtherCAT®, EtherCAT G®, EtherCAT G10®, EtherCAT P®, Safety over EtherCAT®, TwinSAFE®, XFC®, XTS® and XPlanar® are registered trademarks of and licensed by Beckhoff Automation GmbH. Other designations used in this publication may be trademarks whose use by third parties for their own purposes could violate the rights of the owners.

© Beckhoff Automation GmbH & Co. KG 02/2024

The information provided in this brochure contains merely general descriptions or characteristics of performance which in case of actual application do not always apply as described or which may change as a result of further development of the products. An obligation to provide the respective characteristics shall only exist if expressly agreed in the terms of contract.