


ZK1090-9191-0xxx | Industrial-Ethernet/EtherCAT patch cable, Cat.5, PUR, 4 x 2 x AWG26



RJ45, plug, straight, male, 8-pin – RJ45, plug, straight, male, 8-pin



Plugs

Electrical data	Head A	Head B
Rated voltage	160 V	160 V
Rated current	1 A at 50°C	1 A at 50°C
Shielding	yes	yes
Insulation resistance	≥ 10 GΩ (according to IEC 60512-2)	≥ 10 GΩ (according to IEC 60512-2)
Mechanical data		
Accessories type	Connectors/Cables	Connectors/Cables
Installation size	RJ45	RJ45
Connector type	plug	plug
Configuration	straight	straight
Contact type	male	male
Number of positions (face)	8-pin	8-pin
Mating cycles	≥ 750	≥ 750
Body color	green	green
Body material	PUR	PUR

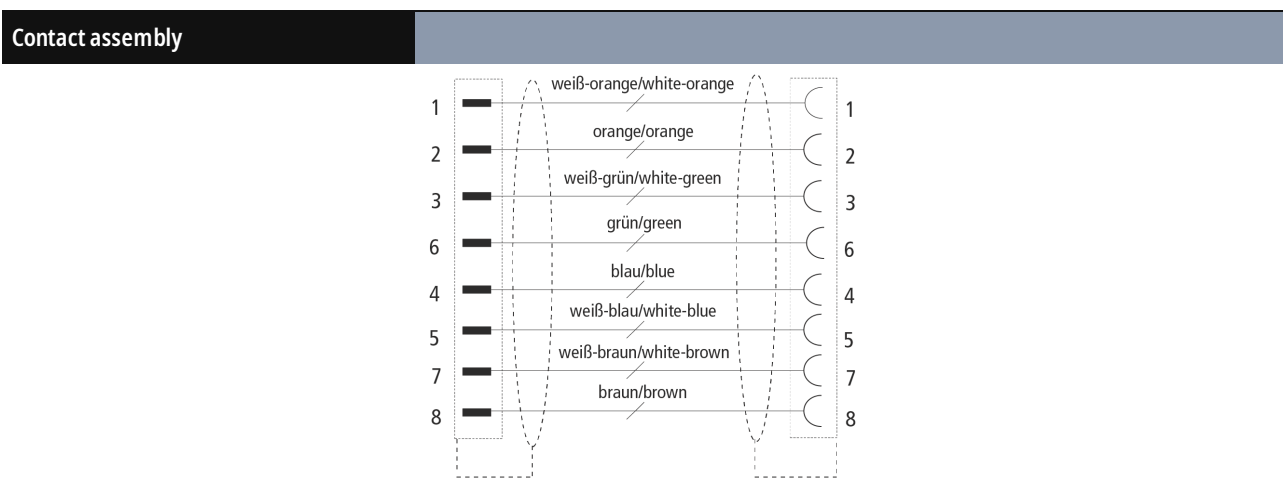
Contact plating	Ni, Au gal.	Ni, Au gal.
Contact material	CuZn	CuZn
Environmental data		
UV resistance	according to IEC 60068-2-5	according to IEC 60068-2-5
RoHS compliant	yes	yes
Oil resistance	according to IEC 60811-2-1 or according to DIN VDE 0282 part 10	according to IEC 60811-2-1 or according to DIN VDE 0282 part 10
Ambient temperature (operation)	-40...+85°C, -40...+185°F	-40...+85°C, -40...+185°F
Protection rating	IP20	IP20

Cable


Electrical data	
Rated voltage	60 V (according to IEC 61076-2-104)
Insulation resistance	min. 5000 MΩ/km bei 20 °C
Unbalanced capacitance to ground	1600 pF/km
Mutual capacitance	51 pF/m at 1 kHz
Characteristic impedance (Ethernet)	100 Ω ±15 Ω (100 MHz)
Loop resistance (Ethernet)	280 Ω/km
Unbalanced resistance (Ethernet)	max. 5 % Ω at 20 °C
Dielectric strength wire/wire (Ethernet)	1000 V DC
Dielectric strength wire/shield (Ethernet)	1500 V DC
Signal running time (Ethernet)	5.08 ns/m
Electrical parameters (Ethernet)	based on Cat.5
Test voltage	1000 V, 50 Hz, 1 min.
Mechanical data	
Cable structure	4 x 2 x AWG26
Cross-section (Ethernet)	0.14 mm ² (AWG26)
Outer cable diameter	5.9 mm ± 0.2 mm (0.2323" ± 0.0079")
Min. bending radius, moved	10 x outer cable diameter
Min. bending radius, fixed installation	5 x outer cable diameter
Conductor material (Ethernet)	copper, tinned
Shielding	braiding of tinned copper wires
Optical covering factor of shielding (Ethernet)	90 %
Use	fixed installation
Jacket color	green
Material jacket	PUR (polyurethane)

Wire color code	white/orange, orange, white/green, green, blue, white/blue, white/brown, brown
Wire insulation material	PE (polyethylene)
Printing color	black
Environmental data	
Operation temperature range, fixed installation	-40...+80°C, -40...+176°F
Oil resistance	against mineral-oil and petrol
Acid, lye and solvent resistance	depends on medium, concentration, temperature and duration
Flame-retardant	UL94-V2, IEC 60332-1
Halogen-free	according to IEC 60754-2

Attenuation	
Max. insertion loss	
Frequency [MHz]	1 4 10 16 20 31.25 62.5 100
[db/100 m]	2.4 4.9 7.8 9.8 11.1 14.0 20.4 22.4
[db/100 ft]	0.7 1.5 2.4 3 3.4 4.3 6.2 6.8
Min. near-end crosstalk attenuation	
Frequency [MHz]	1 4 10 16 20 31.25 62.5 100
[db/100 m]	62.3 52.3 47.3 44.2 42.8 39.9 35.4 32.3
[db/100 ft]	19 15.9 14.4 13.5 13 12.2 10.8 9.8



Dimensions



A1	37.00 mm
----	----------

B1	37.00 mm
----	----------

Notes

- Depending on the cable length (L), the following length tolerances apply:

...500 ±10 | ≥500 ±20 | ≥1500 ±25 | ≥2500 ±40 | ≥5000 ±60 | ≥8000 ±100 | ≥15000 ±200 | ≥20000 ±300 | ≥50000 ±500 |
 ≥100000 ±500

- Illustrations similar

- Further cable length on request. The last three digits of the ordering information is the cable length in decimeters, e.g.

ZKxxxx-xxx-x020 = cable length 2.00 m

CE, UL

CE	yes
----	-----

UL	yes, UL E-file number: E499669
----	--------------------------------

Ordering information

Length

ZK1090-9191-0001	0.17 m
ZK1090-9191-0002	0.26 m
ZK1090-9191-0005	0.50 m
ZK1090-9191-0007	0.75 m
ZK1090-9191-0010	1.00 m
ZK1090-9191-0012	1.25 m
ZK1090-9191-0015	1.50 m
ZK1090-9191-0017	1.75 m
ZK1090-9191-0020	2.00 m
ZK1090-9191-0025	2.50 m
ZK1090-9191-0030	3.00 m
ZK1090-9191-0035	3.50 m
ZK1090-9191-0040	4.00 m
ZK1090-9191-0050	5.00 m
ZK1090-9191-0055	5.50 m
ZK1090-9191-0060	6.00 m

ZK1090-9191-0070	7.00 m
ZK1090-9191-0080	8.00 m
ZK1090-9191-0090	9.00 m
ZK1090-9191-0100	10.00 m
ZK1090-9191-0120	12.00 m
ZK1090-9191-0130	13.00 m
ZK1090-9191-0150	15.00 m
ZK1090-9191-0200	20.00 m
ZK1090-9191-0250	25.00 m
ZK1090-9191-0300	30.00 m
ZK1090-9191-0350	35.00 m
ZK1090-9191-0400	40.00 m
ZK1090-9191-0450	45.00 m
ZK1090-9191-0500	50.00 m
ZK1090-9191-5023	0.23 m
ZK1090-9191-5032	0.32 m
ZK1090-9191-5042	0.42 m

Accessories

ZK1096-9696-0000	RJ45, socket, straight, female, 8-pin – RJ45, socket, straight, female, 8-pin
------------------	---



Products marked with a crossed-out wheeled bin shall not be discarded with the normal waste stream. The device is considered as waste electrical and electronic equipment. The national regulations for the disposal of waste electrical and electronic equipment must be observed.

Beckhoff®, TwinCAT®, TwinCAT/BSD®, TC/BSD®, EtherCAT®, EtherCAT G®, EtherCAT G10®, EtherCAT P®, Safety over EtherCAT®, TwinSAFE®, XFC®, XTS® and XPlanar® are registered trademarks of and licensed by Beckhoff Automation GmbH. Other designations used in this publication may be trademarks whose use by third parties for their own purposes could violate the rights of the owners.

© Beckhoff Automation GmbH & Co. KG 02/2024

The information provided in this brochure contains merely general descriptions or characteristics of performance which in case of actual application do not always apply as described or which may change as a result of further development of the products. An obligation to provide the respective characteristics shall only exist if expressly agreed in the terms of contract.