


# ZK1093-3131-0xxx | EtherCAT cable, PUR, AWG26, drag-chain suitable



M8, plug, straight, male, 4-pin, A-coded – M8, plug, straight, male, 4-pin, A-coded



## Plugs

Electrical data	Head A	Head B
Rated voltage	63 V (according to IEC 61076-2-111)	63 V (according to IEC 61076-2-111)
Rated current	4 A at 40°C (according to IEC 61076-2-104)	4 A at 40°C (according to IEC 61076-2-104)
Shielding	yes	yes
Insulation resistance	≥ 100 GΩ (according to IEC 60512)	≥ 100 GΩ (according to IEC 60512)
Mechanical data		
Installation size	M8	M8
Connector type	plug	plug
Configuration	straight	straight
Contact type	male	male
Number of positions (face)	4-pin	4-pin
Coding	A-coded	A-coded
Recommended torque, nut	0.4 Nm	0.4 Nm
Mating cycles	≥ 100	≥ 100

Way of locking	screw	screw
Weight per piece	0.028 kg (0.0617 lb)	0.028 kg (0.0617 lb)
Body color	black	black
Body material	TPU, UL94	TPU, UL94
Coupling nut material	GD-Zn, Ni	GD-Zn, Ni
Seal	FPM	FPM
Contact carrier color	green	green
Contact carrier material	PA 6, UL 94 V0	PA 6, UL 94 V0
Contact plating	Ni, Au gal.	Ni, Au gal.
Contact material	CuZn	CuZn
<b>Environmental data</b>		
Special features	halogen-free, flame-resistant as per IEC 60332-1-2, oil-resistant as per DIN EN 60811-2-1	halogen-free, flame-resistant as per IEC 60332-1-2, oil-resistant as per DIN EN 60811-2-1
RoHS compliant	yes	yes
Ambient temperature (operation)	-30...+70°C, -22...+158°F	-30...+70°C, -22...+158°F
Protection rating	IP65/67 in screwed condition (according to IEC 60529)	IP65/67 in screwed condition (according to IEC 60529)
Pollution level	3/2 (according to IEC 60664-1)	3/2 (according to IEC 60664-1)

## Cable

<b>Electrical data</b>		
Rated voltage	30 V (according to IEC 61076-2-101)	
Attenuation of shielding	≥ 43 dB	
Insulation resistance	≥ 150 MΩ/km	
Unbalanced capacitance to ground	≤ 3400 pF/km	
Mutual capacitance	51 pF/m at 1 kHz	
Characteristic impedance (Ethernet)	100 Ω ±5 Ω (100 MHz)	
Loop resistance (Ethernet)	250 Ω/km	
Unbalanced resistance (Ethernet)	< 3 %	
Dielectric strength wire/wire (Ethernet)	1000 V DC/700 V AC	
Dielectric strength wire/shield (Ethernet)	1000 V DC/700 V AC	
Signal running time (Ethernet)	5.55 ns/m	
Electrical parameters (Ethernet)	based on Cat.5	
Test voltage	700 V	
<b>Mechanical data</b>		
Cable structure (Ethernet)	star quad	

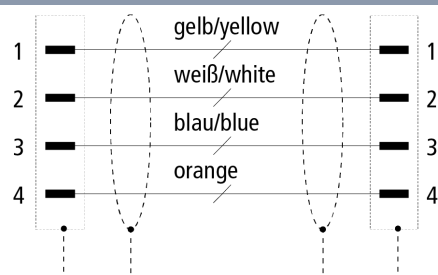
Conductor construction (Ethernet)	19 x 0.1 mm
Cross-section (Ethernet)	1 x 4 x 0.14 mm <sup>2</sup> (AWG26)
Outer cable diameter	5.4 mm ± 0.3 mm (0.213" ±0.0118")
Min. bending radius, moved	20 x outer cable diameter
Min. bending radius, fixed installation	4 x outer cable diameter
Weight	41 kg/km (27 lb/1000 ft)
Conductor material (Ethernet)	copper, tinned
Shielding	aluminum-clad foil, braiding of tinned copper wires
Optical covering factor of shielding (Ethernet)	90 %
Use	drag-chain suitable
Max. acceleration	15 m/s <sup>2</sup>
Max. speed	15 m/s
Max. number of cycles	20 million
Wall thickness of wire insulation (Ethernet)	0.25 mm
Jacket color	yellow
Material jacket	PUR (polyurethane)
Wire color code	yellow, orange, white, blue
Wire insulation material	PP (polypropylene)
Printing on the jacket	"sequential length in metres" Industrial Ethernet Cat5 trailing * E130266 AWM 20963 80 °C 30 V *ZB9035 "month/year" "internal order number"
Printing color	black
<b>Environmental data</b>	
Operation temperature range, moved	-40...+80°C, -40...+176°F
Operation temperature range, fixed installation	-40...+80°C, -40...+176°F
Acid, lye and solvent resistance	depends on medium, concentration, temperature and duration
LABS-free	yes
CFC-free	yes
Halogen-free	yes
Silicone-free	yes
RoHS compliant	yes
UL	yes, UL E-file number: E130266
Approvals	UL-Style AWM 20963

**Attenuation**


Max. insertion loss

Frequency [MHz]	1	4	10	16	20	31.25	62.5	100
[db/100 m]	3.1	6.5	9.9	12.3	13.8	17.7	25.6	33.0
[db/100 ft]	0.9	2	3	3.7	4.2	5.4	7.8	10.1
Min. near-end crosstalk attenuation								
Frequency [MHz]	1	4	10	16	20	31.25	62.5	100
[db/100 m]	62	53.0	47.0	44.0	42.0	40.0	35.0	32.0
[db/100 ft]	18.9	16.2	14.3	13.4	12.8	12.2	10.7	9.8

### Contact assembly



### Dimensions



A1 41.00 mm

A2  $\varnothing$  10.1 mm

B1 41.00 mm

B2  $\varnothing$  10.1 mm

## Notes

- Depending on the cable length (L), the following length tolerances apply:  
0 m...<0.2 m:  $\pm$  10 mm | 0.2...4.0 m: + 40 mm |  $\geq$  4.0 m: + 1%
- Illustrations similar
- Further cable length on request.

### Ordering information

Ordering information	Length
ZK1093-3131-0001	0.13 m

ZK1093-3131-0002	0.20 m
ZK1093-3131-0003	0.30 m
ZK1093-3131-0004	0.40 m
ZK1093-3131-0005	0.50 m
ZK1093-3131-0007	0.70 m
ZK1093-3131-0010	1.00 m
ZK1093-3131-0025	2.50 m
ZK1093-3131-0030	3.00 m
ZK1093-3131-0035	3.50 m
ZK1093-3131-0050	5.00 m
ZK1093-3131-0070	7.00 m
ZK1093-3131-0075	7.50 m
ZK1093-3131-0080	8.00 m
ZK1093-3131-0100	10.00 m
ZK1093-3131-0140	14.00 m
ZK1093-3131-0150	15.00 m
ZK1093-3131-0200	20.00 m

### Accessories

ZB8801-0000	torque wrench for hexagonal plugs, adjustable
ZB8801-0001	torque cable key, M8/wrench size 9, for ZB8801-0000
ZB8803-0001	Flange/Panel feed-through for M8 pre-assembled, for fixing the connector, plastic



Products marked with a crossed-out wheeled bin shall not be discarded with the normal waste stream. The device is considered as waste electrical and electronic equipment. The national regulations for the disposal of waste electrical and electronic equipment must be observed.

Beckhoff®, TwinCAT®, TwinCAT/BSD®, TC/BSD®, EtherCAT®, EtherCAT G®, EtherCAT G10®, EtherCAT P®, Safety over EtherCAT®, TwinSAFE®, XFC®, XTS® and XPlanar® are registered trademarks of and licensed by Beckhoff Automation GmbH. Other designations used in this publication may be trademarks whose use by third parties for their own purposes could violate the rights of the owners.

© Beckhoff Automation GmbH & Co. KG 02/2024

The information provided in this brochure contains merely general descriptions or characteristics of performance which in case of actual application do not always apply as described or which may change as a result of further development of the products. An obligation to provide the respective characteristics shall only exist if expressly agreed in the terms of contract.