


ZK1093-3161-1xxx | EtherCAT cable, PUR, AWG22, drag-chain suitable



M8, plug, straight, male, 4-pin, A-coded – M12, plug, straight, male, 4-pin, D-coded



Plugs

Electrical data	Head A	Head B
Rated voltage	63 V (according to IEC 61076-2-111)	160 V (according to IEC 61076-2-101)
Rated current	4 A at 40°C (according to IEC 61076-2-104)	4 A at 40°C (according to IEC 61076-2-101)
Rated impulse voltage	-	2.5 kV
Shielding	yes	yes
Contact resistance	-	< 5 mΩ
Insulation resistance	≥ 100 GΩ (according to IEC 60512)	≥ 10 GΩ (according to IEC 60512-2)
Mechanical data		
Installation size	M8	M12
Connector type	plug	plug
Configuration	straight	straight
Contact type	male	male
Number of positions (face)	4-pin	4-pin
Coding	A-coded	D-coded

Recommended torque, nut	0.4 Nm	0.6 Nm
Mating cycles	≥ 100	≥ 100 (according to IEC 60512-9a)
Way of locking	screw	screw
Weight per piece	0.028 kg (0.0617 lb)	-
Body color	black	black
Body material	TPU, UL94	TPU, UL 94
Coupling nut material	GD-Zn, Ni	CuZn, Ni
Seal	FPM	FPM
Contact carrier color	green	green
Contact carrier material	PA 6, UL 94 V0	TPU GF, UL 94
Contact plating	Ni, Au gal.	Ni, Au gal.
Contact material	CuZn	CuZn
Environmental data		
Special features	halogen-free, flame-resistant as per IEC 60332-1-2, oil-resistant as per DIN EN 60811-2-1	-
RoHS compliant	yes	yes
Ambient temperature (operation)	-30...+70°C, -22...+158°F	-30...+80°C, -22...+176°F
Protection rating	IP65/67 in screwed condition (according to IEC 60529)	IP65/67 in screwed condition (according to IEC 60529)
Pollution level	3/2 (according to IEC 60664-1)	3/2 (according to IEC 60664-1)

Cable

Electrical data		
Rated voltage	600 V	
Operating voltage	≤ 125 V (peak value, not for high voltage purposes)	
Attenuation of shielding	≥ 40 dB	
Insulation resistance	≥ 500 MΩ/km	
Unbalanced capacitance to ground	1600 pF/km	
Mutual capacitance	52 nF/km (1 kHz)	
Characteristic impedance (Ethernet)	100 Ω ±15 Ω (100 MHz)	
Loop resistance (Ethernet)	≤ 115 Ω/km	
Differential impedance (Ethernet)	250 Ω/km	
Unbalanced resistance (Ethernet)	2 %	
Dielectric strength wire/wire (Ethernet)	1000 V DC/700 V AC	
Dielectric strength wire/shield (Ethernet)	1000 V DC/700 V AC	
Signal running time (Ethernet)	5.3 ns/m	

Electrical parameters (Ethernet)	based on Cat.5
Test voltage	≥ 2000 V
Mechanical data	
Cable structure (Ethernet)	star quad
Conductor construction (Ethernet)	7 x 0.25 mm
Cross-section (Ethernet)	1 x 4 x 0.34 mm ² (AWG22)
Outer cable diameter	6.5 mm ± 0.2 mm (0.2559" ± 0.0079")
Min. bending radius, moved	8 x outer cable diameter
Min. bending radius, moved in drag-chain	15 x outer cable diameter
Min. bending radius, fixed installation	5 x outer cable diameter
Weight	61 kg/km (41 lb/1000 ft)
Conductor material (Ethernet)	copper, tinned
Shielding	aluminum-clad foil, braiding of tinned copper wires
Optical covering factor of shielding (Ethernet)	≥ 85 %
Use	drag-chain suitable
Max. acceleration	4 m/s ²
Max. speed	4 m/s
Max. travel distance	4.5 m
Max. number of cycles	3 million
Wall thickness of wire insulation (Ethernet)	0.375 mm
Jacket color	yellow
Material jacket	PUR (polyurethane)
Wire color code	yellow, orange, white, blue
Wire insulation material	PP (polypropylene)
Printing on the jacket	BECKHOFF ZB9024 Industrial Ethernet / EtherCAT Trailing Cable * CAT5PLUS * 22AWG (SHIELDED) (UL) E119100 CMX 75°C VERIFIED (UL) CAT 5E PATCH CABLE FRNC **length in meters"
Printing color	black
Torsion angle in °/m	max. ± 30 °/m
Environmental data	
Operation temperature range, moved	-30...+80°C, -22...+176°F
Operation temperature range, fixed installation	-40...+80°C, -40...+176°F
UV resistance	yes
Oil resistance	according to DIN EN 60811-404 (7x24 h/90 °C)
Acid, lye and solvent resistance	depends on medium, concentration, temperature and duration

LABS-free	yes
Flame-retardant	VW-1 Flame Test UL 1581 section 1080 and IEC 60332-1-2
CFC-free	yes
Halogen-free	yes
Silicone-free	yes
RoHS compliant	yes
UL	yes, UL E-file number: E119100
Approvals	UL, CMX according to UL 444

Attenuation

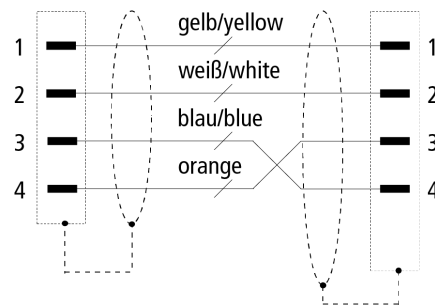
Max. insertion loss

Frequency [MHz]	1	4	10	16	20	31.25	62.5	100
[db/100 m]	2.1	4.0	6.3	8.0	9.0	11.4	16.5	21.3
[db/100 ft]	0.6	1.2	1.9	2.4	2.7	3.5	5	6.5


Min. near-end crosstalk attenuation

Frequency [MHz]	1	4	10	16	20	31.25	62.5	100
[db/100 m]	80	76.0	70.0	65.0	63.0	60.0	55.0	50.0
[db/100 ft]	24.4	23.2	21.3	19.8	19.2	18.3	16.8	15.2

Contact assembly



Dimensions



A1	41.00 mm
----	----------

A2	Ø 10.1 mm
B1	49.00 mm
B2	Ø14.50 mm

Notes

- Depending on the cable length (L), the following length tolerances apply:
0 m...<0.2 m: ± 10 mm | 0.2...4.0 m: + 40 mm | ≥ 4.0 m: + 1%
- Illustrations similar
- Further cable length on request.

CE, UL	
CE	yes
UL	yes, UL E-file number: E499669

Ordering information	Length
ZK1093-3161-1010	1.00 m
ZK1093-3161-1030	3.00 m

Accessories	
ZB8801-0000	torque wrench for hexagonal plugs, adjustable
ZB8801-0001	torque cable key, M8/wrench size 9, for ZB8801-0000
ZB8801-0002	torque cable key, M12/wrench size 13, for ZB8801-0000
ZB8803-0001	Flange/Panel feed-through for M8 pre-assembled, for fixing the connector, plastic
ZB8803-0003	Flange/Panel feed-through for M12 pre-assembled, for fixing the connector, plastic



Products marked with a crossed-out wheeled bin shall not be discarded with the normal waste stream. The device is considered as waste electrical and electronic equipment. The national regulations for the disposal of waste electrical and electronic equipment must be observed.

Beckhoff®, TwinCAT®, TwinCAT/BSD®, TC/BSD®, EtherCAT®, EtherCAT G®, EtherCAT G10®, EtherCAT P®, Safety over EtherCAT®, TwinSAFE®, XFC®, XTS® and XPlanar® are registered trademarks of and licensed by Beckhoff Automation GmbH. Other designations used in this publication may be trademarks whose use by third parties for their own purposes could violate the rights of the owners.

© Beckhoff Automation GmbH & Co. KG 02/2024

The information provided in this brochure contains merely general descriptions or characteristics of performance which in case of actual application do not always apply as described or which may change as a result of further development of the products. An obligation to provide the respective characteristics shall only exist if expressly agreed in the terms of contract.