



ZK2020-3400-0xxx | Power cable, PUR, 4 x 0.34 mm², drag-chain suitable



M8, socket, angled, female, 4-pin, A-coded – open end, 4-wire



Plugs

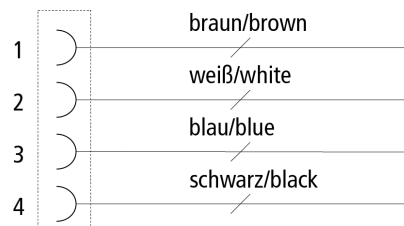

Electrical data	Head A	Head B
Rated voltage	30 V (according to IEC 61076-2-104)	-
Rated current	4 A at 40°C (leaning on IEC 61076-2-104)	-
Shielding	no	-
Insulation resistance	≥ 10 GΩ (according to IEC 60512-2)	-
Mechanical data		
Installation size	M8	open end
Connector type	socket	-
Configuration	angled	-
Contact type	female	-
Number of positions (face)	4-pin	4-wire
Coding	A-coded	-
Recommended torque, nut	0.4 Nm	-
Mating cycles	≥ 100 (according to IEC 60512-9a)	-
Way of locking	screw	-

Body color	black	-
Body material	TPU, UL94	-
Coupling nut material	CuZn, Ni	-
Seal	FPM	-
Contact carrier color	red	-
Contact carrier material	TPU GF, UL 94	-
Contact plating	Ni, Au gal.	-
Contact material	CuZn	-
Environmental data		
Special features	halogen-free, flame-resistant as per IEC 60332-1-2, oil-resistant as per DIN EN 60811-2-1	-
RoHS compliant	yes	-
Ambient temperature (operation)	-30...+80°C, -22...+176°F	-
Protection rating	IP65/67 in screwed condition (according to IEC 60529)	-
Pollution level	3/2 (according to IEC 60664-1)	-

Cable

Electrical data		
Rated voltage	≤ 300 V	
Insulation resistance	≥ 10 GΩ * km	
Wire resistance (signal/24V)	≤ 58.0 Ω/km (20°C)	
Test voltage	≥ 3000 V	
Mechanical data		
Conductor construction (power)	42 x 0.10 mm	
Cross-section	4 x 0.34 mm ² (AWG22)	
Outer cable diameter	4.7 mm ± 0.15 mm (0.185" ± 0.0059")	
Min. bending radius, moved	6 x outer cable diameter	
Min. bending radius, moved in drag-chain	10 x outer cable diameter	
Min. bending radius, fixed installation	5 x outer cable diameter	
Weight	31 kg/km (20.8 lb/1000 ft)	
Shielding	no	
Use	drag-chain suitable	
Max. acceleration	10 m/s ²	
Max. speed	5 m/s	
Max. number of cycles	10 million at max. 20 m travel distance, 2 million at max. 100 m travel distance	

Wall thickness of wire insulation (power)	≥ 0.21 mm
Jacket color	black
Material jacket	PUR (polyurethane)
Wire color code	white, blue, black, brown
Wire insulation material	PP (polypropylene)
Printing on the jacket	Li9Y11Y 4x0,34mm ² E242293 (cULus-Symbol) AWM STYLE 20549 80C 300V AWM I A/B 80C 300V FT2
Printing color	white
Environmental data	
Operation temperature range, moved	-25...+80°C, -13...+176°F
Oil resistance	168 h 100°C (according to DIN EN 60811-2-1)
Flame-retardant	according to DIN EN 60332-2-2
Halogen-free	DIN VDE 0472 part 815
CE	yes
UL	yes, UL E-file number: E242293

Contact assembly**Dimensions**

A1	27.50 mm
A2	19.20 mm

Notes

- Depending on the cable length (L), the following length tolerances apply:
0 m...<0.2 m: ± 10 mm | 0.2...4.0 m: + 40 mm | ≥ 4.0 m: + 1%

- Illustrations similar
- Further cable length on request.

CE, UL	
CE	yes
UL	yes, UL E-file number: E480185

Ordering information	Length
ZK2020-3400-0005	0.50 m
ZK2020-3400-0010	1.00 m
ZK2020-3400-0015	1.50 m
ZK2020-3400-0020	2.00 m
ZK2020-3400-0030	3.00 m
ZK2020-3400-0040	4.00 m
ZK2020-3400-0050	5.00 m
ZK2020-3400-0100	10.00 m
ZK2020-3400-0150	15.00 m
ZK2020-3400-0200	20.00 m

Accessories	
ZB8801-0000	torque wrench for hexagonal plugs, adjustable
ZB8801-0001	torque cable key, M8/wrench size 9, for ZB8801-0000



Products marked with a crossed-out wheeled bin shall not be discarded with the normal waste stream. The device is considered as waste electrical and electronic equipment. The national regulations for the disposal of waste electrical and electronic equipment must be observed.

Beckhoff®, TwinCAT®, TwinCAT/BSD®, TC/BSD®, EtherCAT®, EtherCAT G®, EtherCAT G10®, EtherCAT P®, Safety over EtherCAT®, TwinSAFE®, XFC®, XTS® and XPlanar® are registered trademarks of and licensed by Beckhoff Automation GmbH. Other designations used in this publication may be trademarks whose use by third parties for their own purposes could violate the rights of the owners.

© Beckhoff Automation GmbH & Co. KG 02/2024

The information provided in this brochure contains merely general descriptions or characteristics of performance which in case of actual application do not always apply as described or which may change as a result of further development of the products. An obligation to provide the respective characteristics shall only exist if expressly agreed in the terms of contract.