


# ZK7314-CA00-Axxx | B23, ENP cable, PUR, 5 G 4.0 mm<sup>2</sup> + (1 x 4 x AWG22), drag chain suitable, key 1 (2 x 24 V DC + PE)



B23, flange front assembly, straight, long, female+male, pins 4+PE+4, EtherCAT-coded – RJ45, plug, straight, male, 4-pin – open end, 5-wire



## Plugs

Electrical data	Head A	Head B	Head C
Rated voltage	-	150 V	-
Rated voltage (Ethernet)	60 V DC	-	-
Rated current (Ethernet)	4 A at 40 °C	-	-
Rated voltage (power)	630 V AC / 850 V DC, 600V AC / DC (UL)	-	-
Rated current (power)	28 A at 45 °C	-	-
Rated current	-	1.5 A	-
Rated impulse voltage (power)	6.0 kV	-	-
Rated impulse voltage (Ethernet)	1.0 kV	-	-
Voltage proof (contact/contact)	1.5 kV (power - Ethernet), 3.31 kV AC (power), 1.0 kV AC (Ethernet)	-	-
Shielding	-	yes	-

Shielding (Ethernet)	yes	-	-
Contact resistance	< 10 mΩ (signal), < 5 mΩ (power)	-	-
Insulation resistance	≥ 100 MΩ (according to IEC 60512)	≥ 10 GΩ (according to IEC 60512-2)	-
<b>Mechanical data</b>			
Installation size	B23	RJ45	open end
Connector type	flange front assembly	plug	-
Configuration	straight, long	straight	-
Contact type	female+male	male	-
Number of positions (face)	pins 4+PE+4	4-pin	5-wire
Coding	EtherCAT-coded	-	-
Mechanical coding	key 1 (2 x 24 V DC + PE)	-	-
Wire termination	crimp connection	-	-
Mating cycles	≥ 100	≥ 750	-
Way of locking	bayonet	-	-
Weight per piece	0.200 kg (0.441 lb)	-	-
Body color	-	black	-
Body material	-	TPU, UL 94 HB	-
Flange housing material	GD-Zn, Ni	-	-
Seal	NBR	-	-
Contact carrier material	PA, UL 94	PC UL 94 V-0	-
Contact carrier color (Ethernet)	yellow	-	-
Contact carrier color (power)	red	-	-
Contact plating	Au over Ni	Ni, Au gal.	-
Contact material	copper alloy	CuZn	-
<b>Environmental data</b>			
Shock resistance	50 g (490 m/s <sup>2</sup> ) conforms to IEC 60512-6c, 11 ms; 18 shocks per direction, 3 axes	-	-
Vibration resistance	5 g (50 m /s <sup>2</sup> ) conforms to IEC 60512-6d, 10 Hz. ... 500 Hz.; 10 cycles per axis; 6 h full duration	-	-
RoHS compliant	yes	yes	-
Ambient temperature (operation)	-30...+80 °C, -22...+176 °F	-40...+70 °C, -40...+158 °F	-
Protection rating	IP65/67 in screwed condition (according to IEC 60529)	IP20	-
Pollution level	3/2 (according to IEC 60664-1)	-	-

Approvals

UL 2237: File E484763

-

-

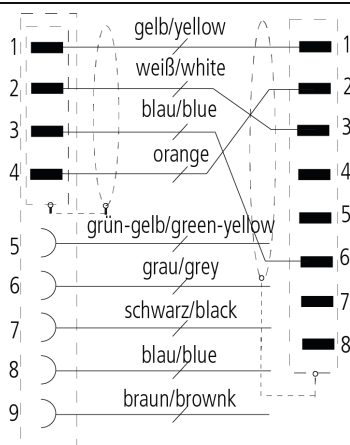
## Cable

Electrical data	
Rated voltage (Ethernet)	max. 300 V (peak value, not for high voltage purposes)
Rated voltage (power)	600 V
Attenuation of shielding	≥ 40 dB
Insulation resistance	≥ 500 MΩ/km
Unbalanced capacitance to ground	1600 pF/km
Mutual capacitance	52 nF/km (1 kHz)
Characteristic impedance (Ethernet)	100 Ω ±15 Ω (100 MHz)
Loop resistance (Ethernet)	≤ 115 Ω/km
Differential impedance (Ethernet)	250 Ω/km
Unbalanced resistance (Ethernet)	2 %
Dielectric strength wire/wire (Ethernet)	1000 V DC/700 V AC
Dielectric strength wire/shield (Ethernet)	1000 V DC/700 V AC
Signal running time (Ethernet)	5.3 ns/m
Electrical parameters (Ethernet)	based on Cat.5
Test voltage	≥ 2000 V
Mechanical data	
Cable structure (Ethernet)	star quad
Conductor construction (power)	19 x 0.30 mm
Conductor construction (Ethernet)	7 x 0.25 mm
Cross-section (power)	5 x 4.0 mm <sup>2</sup> (approx. AWG12)
Cross-section (Ethernet)	1 x 4 x 0.34 mm <sup>2</sup> (AWG 22)
Min. bending radius, moved	7.5 x outer cable diameter
Min. bending radius, fixed installation	5 x outer cable diameter
Weight	61 kg/km (41 lb/1000 ft)
Outer cable diameter	6.5 mm ± 0.2 mm (0.2559" ± 0.0079")
Conductor material (Ethernet)	copper, tinned
Shielding	aluminum-clad foil, braiding of tinned copper wires
Optical covering factor of shielding (Ethernet)	≥ 85 %
Use	drag-chain suitable
Max. acceleration	4 m/s <sup>2</sup>
Max. speed	4 m/s

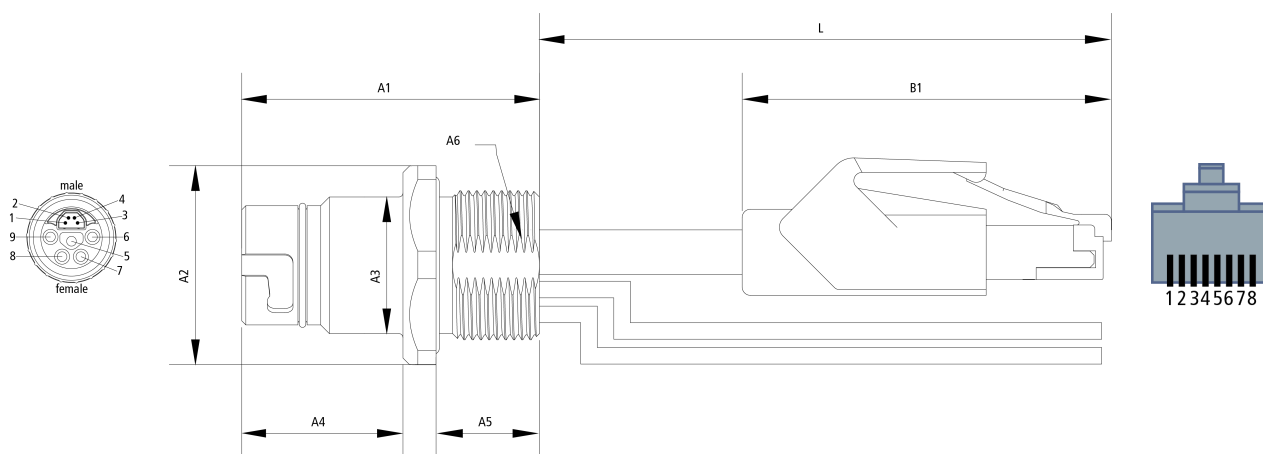
Max. number of cycles	3 million
Wall thickness of wire insulation (Ethernet)	0.375 mm
Jacket color	green
Material jacket	PUR (polyurethane)
Wire color code	yellow, orange, white, blue (Ethernet) gray, green/yellow, black, blue, brown (Power)
Wire insulation material	PP polypropylene (Ethernet), PPE polyphenyl ether (Power)
Printing on the jacket	BECKHOFF ZB9020 Industrial Ethernet / EtherCAT Trailing Cable * CAT5PLUS * 22AWG (SHIELDED) (UL) E119100 CMX 75°C VERIFIED (UL) CAT 5E PATCH CABLE FRNC **"length in meters"
Printing color	black
<b>Environmental data</b>	
Operation temperature range, moved	-40...+70 °C, -40...+158 °F
Operation temperature range, fixed installation	-20...+60 °C, -4...+140 °F
UV resistance	yes
Oil resistance	according to DIN EN 60811-2-1
Acid, lye and solvent resistance	depends on medium, concentration, temperature and duration
LABS-free	yes
Flame-retardant	yes
CFC-free	yes
Halogen-free	yes
Silicone-free	yes
Approvals	UL-Style AWM 20963

<b>Attenuation</b>	
Max. insertion loss	
Frequency [MHz]	<b>1      4      10      16      20      31.25      62.5      100</b>
[db/100 m]	2.1    4.0    6.3    8.0    9.0    11.4    16.5    21.3
[db/100 ft]	0.6    1.2    1.9    2.4    2.7    3.5    5       6.5
Min. near-end crosstalk attenuation	
Frequency [MHz]	<b>1      4      10      16      20      31.25      62.5      100</b>
[db/100 m]	80    76.0    70.0    65.0    63.0    60.0    55.0    50.0
[db/100 ft]	24.4    23.2    21.3    19.8    19.2    18.3    16.8    15.2

<b>Contact assembly</b>	
-------------------------	--



## Dimensions



A1	42.50 mm
A2	30.00 mm
A3	24.90 mm
A4	27.50 mm
A5	10.00 mm
A6	M25
B1	43.80 mm

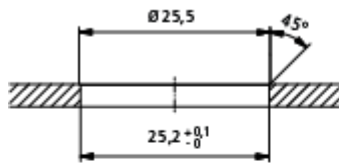
## Notes

- Depending on the cable length (L), the following length tolerances apply:  
0 m...3.0 m: + 100 mm | 3.0...10.0 m: ± 100 mm | ≥ 10.0 m: ± 2 %
- Illustrations similar
- Delivery with counter nut
- Further cable length on request. The last three digits of the ordering information is the cable length in decimeters, e.g.  
ZKxxxx-xxxx-x020 = cable length 2.00 m

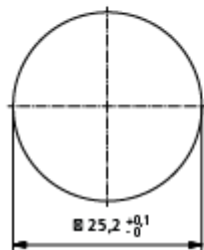
CE	yes
UL	yes UL2237, UL E-file number: E484763

### Installation dimensions

#### Hole/ Durchgangsloch

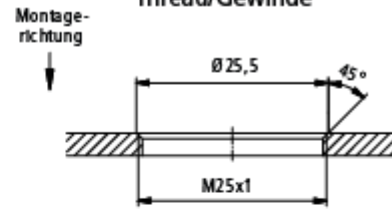


Panel cut out without twist protection/  
Montageausschnitt ohne Verdrehsicherung

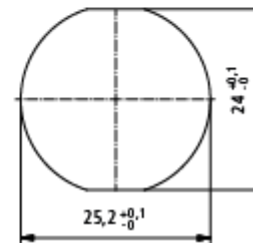


min. wall thickness 1 mm/  
Min. Wandstärke 1 mm  
max. wall thickness 5 mm/  
Max. Wandstärke 5 mm

#### Thread/Gewinde



Panel cut out with twist protection/  
Montageausschnitt mit Verdrehsicherung



### Ordering information

#### Length

ZK7314-CA00-A005	0.50 m
ZK7314-CA00-A010	1.00 m

### Accessories

ZS7300-B003	B23 protection cap, plug, plastic, IP67, packaging unit = 10 pieces
ZS7300-B004	B23 protection cap, plug, metal, IP67, packaging unit = 5 pieces
ZS7300-B009	B23 color coding flange for front/rear assembly, red, packaging unit = 10 pieces
ZS7300-B010	B23 color coding flange for front/rear assembly, yellow, packaging unit = 10 pieces
ZS7300-B011	B23 color coding flange for front/rear assembly, blue, packaging unit = 10 pieces
ZS7300-B012	B23 color coding flange for front/rear assembly, green, packaging unit = 10 pieces
ZS7300-B013	B23 color coding flange for front/rear assembly, orange, packaging unit = 10 pieces
ZS7300-B014	B23 color coding flange for front/rear assembly, gray, packaging unit = 10 pieces



Beckhoff®, TwinCAT®, TwinCAT/BSD®, TC/BSD®, EtherCAT®, EtherCAT G®, EtherCAT G10®, EtherCAT P®, Safety over EtherCAT®, TwinSAFE®, XFC®, XTS® and XPlanar® are registered trademarks of and licensed by Beckhoff Automation GmbH. Other designations used in this publication may be

trademarks whose use by third parties for their own purposes could violate the rights of the owners.

© Beckhoff Automation GmbH & Co. KG 06/2022

The information provided in this brochure contains merely general descriptions or characteristics of performance which in case of actual application do not always apply as described or which may change as a result of further development of the products. An obligation to provide the respective characteristics shall only exist if expressly agreed in the terms of contract.