


# ZK7714-3031-Axxx | B23, ENP cable, PUR, 5 G 4.0 mm<sup>2</sup> + (1 x 4 x AWG22), drag-chain suitable, key 2 (400 V AC)



B23, plug, straight, male+female, pins 4+PE+4, EtherCAT-coded – B23, plug, straight, female+male, pins 4+PE+4, EtherCAT-coded



## Plugs

| Electrical data                  | Head A  | Head B  |
|----------------------------------|---|---|
| Rated voltage (Ethernet)         | 60 V DC   | 60 V DC   |
| Rated current (Ethernet)         | 4 A at 40 °C  | 4 A at 40 °C  |
| Rated voltage (power)            | 630 V AC / 850 V DC, 600V AC / DC (UL)                              | 630 V AC / 850 V DC, 600V AC / DC (UL)                              |
| Rated current (power)            | 28 A at 45 °C   | 28 A at 45 °C   |
| Rated impulse voltage (power)    | 6.0 kV  | 6.0 kV  |
| Rated impulse voltage (Ethernet) | 1.0 kV  | 1.0 kV  |
| Voltage proof (contact/contact)  | 1.5 kV (power - Ethernet), 3.31 kV AC (power), 1.0 kV AC (Ethernet) | 1.5 kV (power - Ethernet), 3.31 kV AC (power), 1.0 kV AC (Ethernet) |
| Shielding (Ethernet)             | yes   | yes   |
| Contact resistance               | < 10 mΩ (signal), < 5 mΩ (power)                                    | < 10 mΩ (signal), < 5 mΩ (power)                                    |
| Insulation resistance            | ≥ 100 MΩ (according to IEC 60512)                                   | ≥ 100 MΩ (according to IEC 60512)                                   |
| Mechanical data                  |   |   |

|                                  |  |  |
|----------------------------------|--|--|
| Installation size                | B23  | B23  |
| Connector type                   | plug   | plug   |
| Configuration                    | straight   | straight   |
| Contact type                     | male+female  | female+male  |
| Number of positions (face)       | pins 4+PE+4  | pins 4+PE+4  |
| Coding                           | EtherCAT-coded   | EtherCAT-coded   |
| Mechanical coding                | key 2 (400 V AC)   | key 2 (400 V AC)   |
| Wire termination                 | crimp connection   | crimp connection   |
| Mating cycles                    | ≥ 100  | ≥ 100  |
| Way of locking                   | bayonet  | bayonet  |
| Weight per piece                 | 0.100 kg (0.220 lb)  | 0.100 kg (0.220 lb)  |
| Body color                       | black  | black  |
| Body material                    | TPU, UL 94 HB  | TPU, UL 94 HB  |
| Coupling nut material            | GD-Zn, Ni  | GD-Zn, Ni  |
| Seal                             | NBR  | NBR  |
| Contact carrier material         | PA, UL 94  | PA, UL 94  |
| Contact carrier color (Ethernet) | yellow   | yellow   |
| Contact carrier color (power)    | red  | red  |
| Contact plating                  | Au over Ni   | Au over Ni   |
| Contact material                 | copper alloy   | copper alloy   |
| <b>Environmental data</b>        |  |  |
| Shock resistance                 | 50 g (490 m/s <sup>2</sup> ) conforms to IEC 60512-6c, 11 ms; 18 shocks per direction, 3 axes                | 50 g (490 m/s <sup>2</sup> ) conforms to IEC 60512-6c, 11 ms; 18 shocks per direction, 3 axes                |
| Vibration resistance             | 5 g (50 m/s <sup>2</sup> ) conforms to IEC 60512-6d, 10 Hz ... 500 Hz; 10 cycles per axis; 6 h full duration | 5 g (50 m/s <sup>2</sup> ) conforms to IEC 60512-6d, 10 Hz ... 500 Hz; 10 cycles per axis; 6 h full duration |
| RoHS compliant                   | yes  | yes  |
| Ambient temperature (operation)  | -30...+80 °C, -22...+176 °F  | -30...+80 °C, -22...+176 °F  |
| Protection rating                | IP65/67 in screwed condition (according to IEC 60529)  | IP65/67 in screwed condition (according to IEC 60529)  |
| Pollution level                  | 3/2 (according to IEC 60664-1)   | 3/2 (according to IEC 60664-1)   |
| Approvals                        | UL 2237: File E484763  | UL 2237: File E484763  |

## Cable

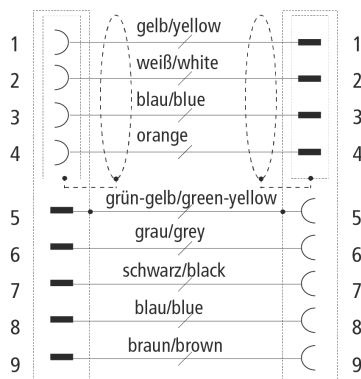
|   |                                      |  |
|---|--------------------------------------|--|
| <b>Electrical data</b>                  |                                      |  |
| Operating voltage                       | ≤ 1000 V AC                          |  |
| Mutual capacitance wire/wire (Ethernet) | 50 ±15 pF/m at 800 Hz (EN 50289-1-5) |  |
| Insulation resistance                   | ≥ 500 MΩ * km (DIN EN 50395)         |  |

|   |   |
|---|---|
| Mutual capacitance                              | AWG 22: 50 ± 15 pF/m at 800 Hz according to EN 50289-1-5  |
| Wire resistance (power)                         | ≤ 4.95 Ω/km (DIN EN 50395)  |
| Wire resistance (Ethernet)                      | ≤ 58.0 Ω/km according to DIN EN 50395   |
| Characteristic impedance (Ethernet)             | 100 Ω ±15 Ω (100 MHz)   |
| Dielectric strength wire/wire (power)           | 4 kV 50 Hz 5 min. (DIN VDE 0472 T.509C)   |
| Dielectric strength wire/shield (power)         | 4 kV 50 Hz 5 min. (DIN VDE 0472 T.509C)   |
| Dielectric strength wire/wire (Ethernet)        | 2 kV ( 50 Hz, 1 min)  |
| Dielectric strength wire/shield (Ethernet)      | 2 kV ( 50 Hz, 1 min)  |
| <b>Mechanical data</b>                          |   |
| Cable structure (Ethernet)                      | star quad   |
| Conductor construction (Ethernet)               | 7-strand  |
| Cross-section (power)                           | 5 x 4.0 mm <sup>2</sup> (approx. AWG12)   |
| Cross-section (Ethernet)                        | 1 x 4 x 0.34 mm <sup>2</sup> (AWG22)  |
| Outer cable diameter                            | 15.0 mm ± 0.2 mm (0.5906" ± 0.0118")  |
| Min. bending radius, moved                      | 7 x outer cable diameter  |
| Min. bending radius, fixed installation         | 4 x outer cable diameter  |
| Weight  | 370 kg/km (248.60 lb/1000 ft)   |
| Conductor material (power)                      | copper bare, Class 6 according to DIN EN 60228  |
| Conductor material (Ethernet)                   | copper, tinned  |
| Shielding                                       | braiding of tinned copper wires, metallized plastic fleece, aluminum-clad foil  |
| Optical covering factor of shielding (Ethernet) | ≥ 85 %  |
| Optical covering factor of shielding (total)    | no  |
| Use   | drag-chain suitable   |
| UL-Style  | UL758 (AWM) Style 21223 (jacket) and Style 10492 (core)   |
| Max. acceleration                               | 30 m/s <sup>2</sup> by 5 m travel distance<br>15 m/s <sup>2</sup> by 10 m travel distance<br>5 m/s <sup>2</sup> by 20 m travel distance |
| Max. speed                                      | 4 m/s   |
| Max. travel distance                            | 20 m (horizontal)<br>5 m (vertical)   |
| Max. number of cycles                           | 5 million   |
| Wall thickness of wire insulation (power)       | 1.0 mm  |
| Jacket color                                    | black (similar to RAL 9005) with yellow stripe (similar to RAL 1003)  |
| Material jacket                                 | PUR (polyurethane)  |
| Wire color code                                 | Ethernet: white, yellow, blue, orange Power: brown, blue, gray, black, green/yellow   |
| Wire insulation material                        | PO (Polyolefine)  |

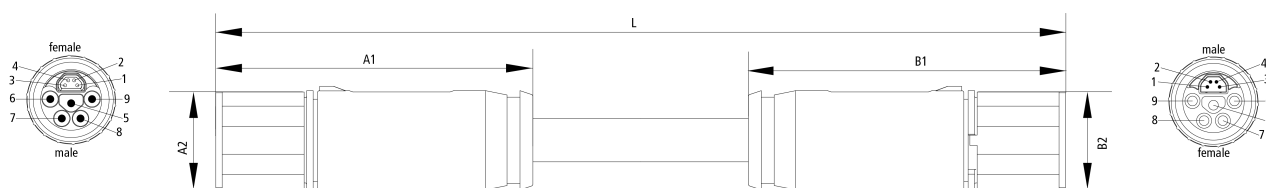
|   |   |
|---|---|
| Printing on the jacket                          | XXXXM Beckhoff Automation GmbH & Co. KG-Germany-Industrial Ethernet/EtherCAT- 5G4+ (4xAWG22)/C E170315 AWM 20233 AWM I/II A/B 80°C 300V FT1 RoHS MM/JJ CE |
| Printing color                                  | white   |
| Torsion angle in °/m                            | max. ± 30 °/m   |
| <b>Environmental data</b>                       |   |
| Operation temperature range, moved              | -30...+80 °C, -22...+176 °F, in drag-chain applications: -20...+60 °C, -4...+140 °F   |
| Operation temperature range, fixed installation | -40...+80 °C, -40...+176 °F   |
| UV resistance                                   | yes   |
| Oil resistance                                  | according to DIN EN 60811-404   |
| LABS-free                                       | yes   |
| Flame-retardant                                 | yes   |
| CFC-free  | yes   |
| Halogen-free                                    | yes   |
| Silicone-free                                   | yes   |
| Approvals                                       | cRUus   |

|                                     |        |        |        |        |        |        |        |        |
|-------------------------------------|--------|--------|--------|--------|--------|--------|--------|--------|
| <b>Attenuation</b>                  |        |        |        |        |        |        |        |        |
| Max. insertion loss                 |        |        |        |        |        |        |        |        |
| Frequency [MHz]                     | 1      | 4      | 10     | 16     | 20     | 31.25  | 62.5   | 100    |
| [db/100 m]                          | ≤ 2.3  | ≤ 4.2  | ≤ 6.8  | ≤ 8.6  | ≤ 9.7  | ≤ 12.3 | ≤ 18.0 | ≤ 23.6 |
| [db/100 ft]                         | ≤ 0.7  | ≤ 1.3  | ≤ 2.1  | ≤ 2.6  | ≤ 3    | ≤ 3.7  | ≤ 5.5  | ≤ 7.2  |
| Min. near-end crosstalk attenuation |        |        |        |        |        |        |        |        |
| Frequency [MHz]                     | 1      | 4      | 10     | 16     | 20     | 31.25  | 62.5   | 100    |
| [db/100 m]                          | ≥ 80   | ≥ 76.0 | ≥ 70.0 | ≥ 65.0 | ≥ 63.0 | ≥ 60.0 | ≥ 55.0 | ≥ 50.0 |
| [db/100 ft]                         | ≥ 24.4 | ≥ 23.2 | ≥ 21.3 | ≥ 19.8 | ≥ 19.2 | ≥ 18.3 | ≥ 16.8 | ≥ 15.2 |

**Contact assembly**



## Dimensions



|    |          |
|----|----------|
| A1 | 93.60 mm |
|----|----------|

|    |          |
|----|----------|
| A2 | 28.50 mm |
|----|----------|

|    |          |
|----|----------|
| B1 | 93.60 mm |
|----|----------|

|    |          |
|----|----------|
| B2 | 28.50 mm |
|----|----------|

## Notes

- Depending on the cable length (L), the following length tolerances apply:

0 m...3.0 m: + 100 mm | 3.0...10.0 m: ± 100 mm | ≥ 10.0 m: ± 2 %

- Illustrations similar

- Further cable length on request. The last three digits of the ordering information is the cable length in decimeters, e.g.

ZKxxxx-xxxx-x020 = cable length 2.00 m

## CE, UL

|    |     |
|----|-----|
| CE | yes |
|----|-----|

|    |                                       |
|----|---------------------------------------|
| UL | yes UL2237, UL E-file number: E484763 |
|----|---------------------------------------|

## Ordering information

## Length

|                  |        |
|------------------|--------|
| ZK7714-3031-A030 | 3.00 m |
|------------------|--------|

|                  |        |
|------------------|--------|
| ZK7714-3031-A050 | 5.00 m |
|------------------|--------|

|                  |        |
|------------------|--------|
| ZK7714-3031-A070 | 7.00 m |
|------------------|--------|

|                  |        |
|------------------|--------|
| ZK7714-3031-A090 | 9.00 m |
|------------------|--------|

|                  |         |
|------------------|---------|
| ZK7714-3031-A100 | 10.00 m |
|------------------|---------|

|                  |         |
|------------------|---------|
| ZK7714-3031-A120 | 12.00 m |
|------------------|---------|

|                  |         |
|------------------|---------|
| ZK7714-3031-A170 | 17.00 m |
|------------------|---------|

|                  |         |
|------------------|---------|
| ZK7714-3031-A180 | 18.00 m |
|------------------|---------|

## Accessories

|             |   |
|-------------|---|
| ZS7300-B003 | B23 protection cap, plug, plastic, IP67, packaging unit = 10 pieces |
|-------------|---|

|             |  |
|-------------|--|
| ZS7300-B004 | B23 protection cap, plug, metal, IP67, packaging unit = 5 pieces |
|-------------|--|

|             |   |
|-------------|---|
| ZS7300-B005 | B23 color coding connector/square flange, red, packaging unit = 10 pieces |
|-------------|---|

|             |  |
|-------------|--|
| ZS7300-B006 | B23 color coding connector/square flange, yellow, packaging unit = 10 pieces |
|-------------|--|

|             |  |
|-------------|--|
| ZS7300-B007 | B23 color coding connector/square flange, blue, packaging unit = 10 pieces   |
| ZS7300-B008 | B23 color coding connector/square flange, green, packaging unit = 10 pieces  |
| ZS7300-B015 | B23 color coding connector/square flange, orange, packaging unit = 10 pieces |
| ZS7300-B016 | B23 color coding connector/square flange, gray, packaging unit = 10 pieces   |
| ZB8802-0003 | assembly tool for B23 connector, AF27  |



Products marked with a crossed-out wheeled bin shall not be discarded with the normal waste stream. The device is considered as waste electrical and electronic equipment. The national regulations for the disposal of waste electrical and electronic equipment must be observed.

Beckhoff®, TwinCAT®, TwinCAT/BSD®, TC/BSD®, EtherCAT®, EtherCAT G®, EtherCAT G10®, EtherCAT P®, Safety over EtherCAT®, TwinSAFE®, XFC®, XTS® and XPlanar® are registered trademarks of and licensed by Beckhoff Automation GmbH. Other designations used in this publication may be trademarks whose use by third parties for their own purposes could violate the rights of the owners.

© Beckhoff Automation GmbH & Co. KG 01/2024

The information provided in this brochure contains merely general descriptions or characteristics of performance which in case of actual application do not always apply as described or which may change as a result of further development of the products. An obligation to provide the respective characteristics shall only exist if expressly agreed in the terms of contract.