

## ZK7910-1900-0xxx | B17, ENP cable, PUR, 3 G 2.5 mm<sup>2</sup> + (1 x 4 x AWG22), drag chain suitable, key 3 (user-defined voltage)

B17, plug, straight, female+ female, pins 2+PE+4, P-coded – open end

### Plugs

Electrical data	Head A	Head B
Rated voltage (Ethernet)	24 V DC	-
Rated current (Ethernet)	3 A at 40 °C	-
Rated voltage (power)	250 V AC/DC	-
Rated current (power)	21 A at 55 °C	-
Rated current (power)	21 A	-
Rated impulse voltage (power)	2.5 kV	-
Rated impulse voltage (Ethernet)	1.0 kV	-
Voltage proof (contact/contact)	1.5 kV (power - Ethernet), 3.31 kV AC (power), 1.0 kV AC (Ethernet)	-
Shielding (Ethernet)	yes	-
Contact resistance	< 10 mΩ (signal), < 5 mΩ (power)	-
Insulation resistance	≥ 100 MΩ (according to IEC 60512)	-
Mechanical data		
Installation size	B17	open end
Connector type	plug	-
Configuration	straight	-
Contact type	female+ female	-
Number of positions (face)	pins 2+PE+4	-
Coding	P-coded	-
Mechanical coding	key 3 (user-defined voltage)	-
Wire termination	crimp connection	-
Mating cycles	≥ 100	-
Way of locking	bayonet	-
Weight per piece	0.090 kg (0.198 lb)	-
Body colour	black	-
Body material	TPU, UL 94 HB	-

Coupling nut material	GD-Zn, Ni	-
Seal	NBR, FPM	-
Contact carrier material	PA 6, UL 94 V0	-
Contact carrier colour (Ethernet)	red	-
Contact carrier colour (power)	red	-
Contact plating	Au over Ni	-
Contact material	copper alloy	-
<b>Environmental data</b>		
Shock resistance	50 g (490 m/s <sup>2</sup> ) conforms to IEC 60512-6c, 11 ms; 18 shocks per direction, 3 axes	-
Vibration resistance	5 g (50 m/s <sup>2</sup> ) conforms to IEC 60512-6d, 10 Hz. ... 500 Hz.; 10 cycles per axis; 6 h full duration	-
RoHS compliant	yes	-
Ambient temperature (operation)	-30...+80 °C, -22...+176 °F	-
Protection class	IP 65/67 in screwed condition (according to IEC 60529)	-
Pollution level	3/2 (according to IEC 60664-1)	-
Approvals	UL 2237: File E484763	-

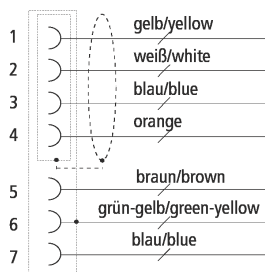
## Cable

<b>Electrical data</b>		
Operating voltage	≤ 600 V	
Mutual capacitance wire/wire (Ethernet)	nom. 55 nF/km	
Attenuation of shielding	≥ 40 dB	
Insulation resistance	≥ 200 MΩ*km	
Mutual capacitance	AWG 22: nom. 55 nF/km	
Wire resistance (power)	≤ 8.3 Ω/km	
Wire resistance (Ethernet)	≤ 58.0 Ω/km (20 °C)	
Characteristic impedance (Ethernet)	100 Ω ±10 Ω	
Dielectric strength wire/wire (power)	4 kV 50 Hz 5 min. (DIN VDE 0472 T.509C)	
Dielectric strength wire/shield (power)	4 kV 50 Hz 5 min. (DIN VDE 0472 T.509C)	
Dielectric strength wire/wire (Ethernet)	2 kV ( 50 Hz, 1 min)	
Dielectric strength wire/shield (Ethernet)	2 kV ( 50 Hz, 1 min)	
<b>Mechanical data</b>		
Cable structure (Ethernet)	star quad	
Conductor construction (Ethernet)	7-strand	
Cross section (power)	3 x 2.5 mm <sup>2</sup> (approx. AWG14)	
Cross section (Ethernet)	1 x 4 x 0.34 mm <sup>2</sup> (AWG 22)	
Min. bending radius, moved	7 x outer cable diameter	
Min. bending radius, fixed installation	4 x outer cable diameter	
Weight	135 kg/km (90.716 lb/1000 ft)	
Outer cable diameter	11.1 mm ± 0.2 mm (0.4370" ± 0.0079")	
Conductor material (power)	copper bare	
Conductor material (Ethernet)	bare copper	
Shielding	braiding of tinned copper wires, metallised plastic fleece, aluminium-clad foil	
Optical covering factor of shielding (Ethernet)	≥ 85 %	
Optical covering factor of shielding (total)	no	
Use	drag-chain suitable	
UL-Style Conductor	UL758 (AWM) Style 21223 (jacket) and Style 10492 (core)	
Max. acceleration	30 m/s <sup>2</sup>	
Max. speed	4 m/s	
Max. travel distance	20 m (horizontal)	
Max. number of cycles	3 million	
Wall thickness of wire insulation (power)	0.4 mm	
Wall thickness of wire insulation (Ethernet)	0.4 mm	

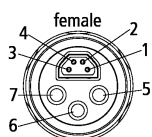
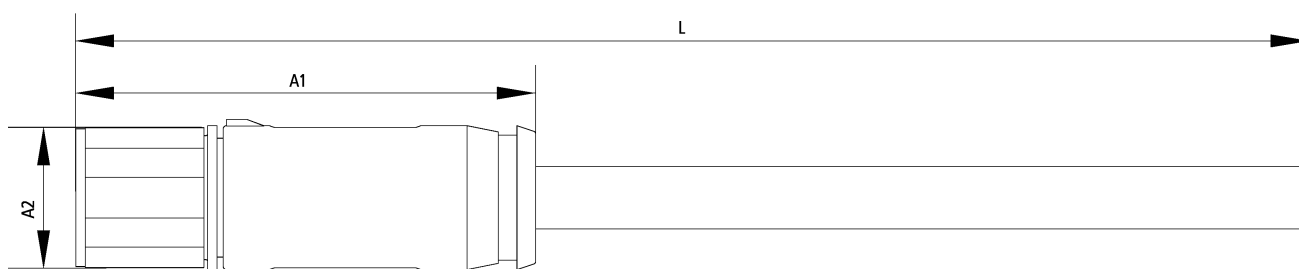
Jacket colour	black (similar to RAL 9005) with red stripe (similar to RAL 3020)
Material jacket	PUR (polyurethane)
Wire colour code	white, yellow, blue, orange power: brown, green/yellow, blue
Wire insulation material	PO (Polyolefine)
Printing on the jacket	XXXX Beckhoff Automation GmbH & Co. KG-Germany- EtherCAT-P 3G2,5 + (4xAWG22)/C E63216 AWM 21223 AWM I/II A/B 80°C 600V FT1 RoHS MM/JJ
Printing colour	white
Torsion angle in °/m	max. ± 30 °/m
<b>Environmental data</b>	
Operation temperature range, moved	-20...+60 °C, -4...+140 °F
Operation temperature range, fixed installation	-40...+80 °C, -40...+176 °F
UV resistance	yes
Oil resistance	according to DIN EN 60811-404
Flame-retardant	FT-1
CFC-free	yes
Halogen-free	yes
Silicone-free	yes
Approvals	cRUus

<b>Attenuation</b>								
<b>Max. insertion loss</b>								
Frequency [MHz]	1	4	10	16	20	31.25	62.5	100
[db/100 m]	2.3	4.2	6.8	8.6	9.7	12.3	18.0	23.6
[db/100 ft]	0.7	1.3	2.1	2.6	3	3.7	5.5	7.2
<b>Min. near-end crosstalk attenuation</b>								
Frequency [MHz]	1	4	10	16	20	31.25	62.5	100
[db/100 m]	80	76.0	70.0	65.0	63.0	60.0	55.0	50.0
[db/100 ft]	24.4	23.2	21.3	19.8	19.2	18.3	16.8	15.2

**Contact assembly**



**Dimensions**



A1	73.60 mm
A2	23.00 mm

# Notes

- Depending on the cable length (L), the following length tolerances apply:

0 m...3.0 m: + 100 mm | 3.0...10.0 m: ± 100 mm | ≥ 10.0 m: ± 2 %

- Illustrations similar

- Further cable length on request. The last three digits of the ordering information is the cable length in decimeters, e.g. ZKxxxx-xxxx-x020 = cable length 2.00 m

- B17 3-pin 1.5 mm<sup>2</sup> and B17 3 3-pin 2.5 mm<sup>2</sup> are not pin compatible

Ordering information	Length
ZK7910-1900-0xxx	–

Accessories	
ZS7200-B003	B17 protection cap, plug, plastic, IP 67, packaging unit = 10 pieces
ZS7200-B004	B17 protection cap, plug, metal, IP 67, packaging unit = 5 pieces
ZS7200-B005	B17 colour coding connector/square flange, red, packaging unit = 10 pieces
ZS7200-B006	B17 colour coding connector/square flange, yellow, packaging unit = 10 pieces
ZS7200-B007	B17 colour coding connector/square flange, blue, packaging unit = 10 pieces
ZS7200-B008	B17 colour coding connector/square flange, green, packaging unit = 10 pieces
ZS7200-B015	B17 colour coding connector/square flange, orange, packaging unit = 10 pieces
ZS7200-B016	B17 colour coding connector/square flange, grey, packaging unit = 10 pieces
ZB8802-0002	assembly tool for B17 connector, AF22

Beckhoff®, TwinCAT®, EtherCAT®, EtherCAT G®, EtherCAT G10®, EtherCAT P®, Safety over EtherCAT®, TwinSAFE®, XFC®, XTS® and XPlanar® are registered trademarks of and licensed by Beckhoff Automation GmbH. Other designations used in this publication may be trademarks whose use by third parties for their own purposes could violate the rights of the owners.

© Beckhoff Automation GmbH & Co. KG 02/2021

The information provided in this brochure contains merely general descriptions or characteristics of performance which in case of actual application do not always apply as described or which may change as a result of further development of the products. An obligation to provide the respective characteristics shall only exist if expressly agreed in the terms of contract.