


C9900-K749...K758,-K767,-K768 | CP-Link 4 cable, shielded, PUR, 4 x 2 x AWG24/7, drag-chain suitable, black, Cat.6A



M12, plug, straight, male, 8-pin, X-coded – M12, plug, straight, male, 8-pin, X-coded



Plugs

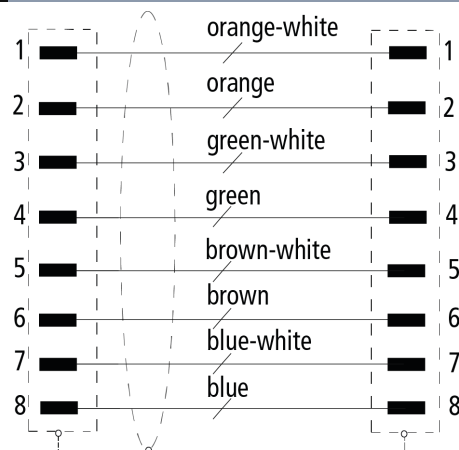

Electrical data	Head A	Head B
Rated voltage	50 V AC / 60 V DC	50 V AC / 60 V DC
Rated current	0.5 A	0.5 A
Voltage proof (contact/contact)	500 V DC	500 V DC
Shielding	yes	yes
Contact resistance	< 15 mΩ	< 15 mΩ
Insulation resistance	≥ 10 GΩ	≥ 10 GΩ
Mechanical data		
Installation size	M12	M12
Connector type	plug	plug
Configuration	straight	straight
Contact type	male	male
Number of positions (face)	8-pin	8-pin

Coding	X-coded	X-coded
Recommended torque, nut	0.6 Nm	0.6 Nm
Mating cycles	≥ 100	≥ 100
Way of locking	screw	screw
Body material	Zinc die-cast	Zinc die-cast
Coupling nut material	Zinc die-cast	Zinc die-cast
Contact material	CuZn	CuZn
Environmental data		
RoHS compliant	yes	yes
Protection rating	IP65/67	IP65/67
Approvals	UL	UL

Cable

Electrical data		
Rated voltage	125 V	
Insulation resistance	≥ 5GΩ * km	
Mutual capacitance	50 nF/km	
Characteristic impedance	100 Ω according to IEC 61156-6	
Loop resistance	175.2 Ω/km	
Dielectric strength wire/wire	750 V	
Dielectric strength wire/shield	750 V	
Test voltage	750 V, 50 Hz, 1 min. (wire/wire and wire/screen)	
Mechanical data		
Conductor construction	7 strand	
Cross-section	4 x 2 x AWG24	
Outer cable diameter	8.9 mm	
Min. bending radius, moved	15 x outer cable diameter	
Min. bending radius, fixed installation	8 x outer cable diameter	
Weight	46 kg/km (101.41 lb/1000 ft)	
Conductor material	copper, tinned	
Shielding	braiding of tinned copper wires	
Optical covering factor of shielding (total)	≥ 85 %	
Use	drag-chain suitable	
Jacket color	black	
Material jacket	PUR (polyurethane)	

Wire color code	white / blue, white / orange, white / green, white / brown
Wire insulation material	PUR (polyurethane)
Printing on the jacket	BECKHOFF CP-LINK 4 CABLE DRAG CHAIN CAT 6A c(UL)us CMX 75°C E23660 or AWM Style 21576 AWM I/II A/B 80°C 1000V FT2 + production batch
Environmental data	
Operation temperature range, moved	-30...+70 °C, -22...+158 °F
Operation temperature range, fixed installation	-40...+80 °C, -40...+185 °F
Oil resistance	According to IEC 60811-2-1
Acid, lye and solvent resistance	depends on medium, concentration, temperature and duration
Flame-retardant	according to IEC 60332-1-2, VW-1 to UL1581
Halogen-free	DIN VDE 0472 part 815

Contact assembly**Dimensions**

A1	45.4 mm
A2	Ø 16.4 mm
B1	45.4 mm
B2	Ø 16.4 mm

CE, UL

CE yes

Ordering information

Length

C9900-K749	3.00 m
C9900-K750	5.00 m
C9900-K751	10.00 m
C9900-K752	15.00 m
C9900-K753	20.00 m
C9900-K754	25.00 m
C9900-K755	30.00 m
C9900-K756	40.00 m
C9900-K757	50.00 m
C9900-K758	60.00 m



Products marked with a crossed-out wheeled bin shall not be discarded with the normal waste stream. The device is considered as waste electrical and electronic equipment. The national regulations for the disposal of waste electrical and electronic equipment must be observed.

Beckhoff®, TwinCAT®, TwinCAT/BSD®, TC/BSD®, EtherCAT®, EtherCAT G®, EtherCAT G10®, EtherCAT P®, Safety over EtherCAT®, TwinSAFE®, XFC®, XTS® and XPlanar® are registered trademarks of and licensed by Beckhoff Automation GmbH. Other designations used in this publication may be trademarks whose use by third parties for their own purposes could violate the rights of the owners.

© Beckhoff Automation GmbH & Co. KG 05/2023

The information provided in this brochure contains merely general descriptions or characteristics of performance which in case of actual application do not always apply as described or which may change as a result of further development of the products. An obligation to provide the respective characteristics shall only exist if expressly agreed in the terms of contract.