


ZK4530-8110-xxxx | Resolver connection cables with itec® plug, drag-chain suitable



itec (Series 615), plug, straight, female, 12-pin – D-sub, plug, angled, female, 15-pin



Plugs

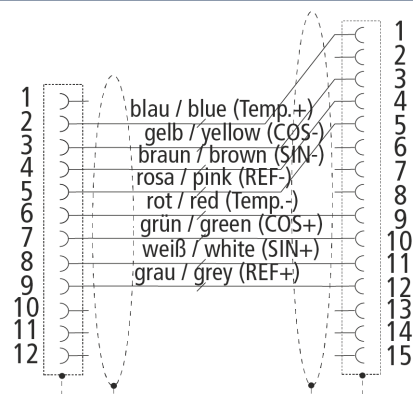
Electrical data	Head A	Head B
Rated voltage (signal/24V)	63 V AC/DC	-
Rated current (signal/24V)	5 A max.	-
Rated impulse voltage (signal/24V)	1.5 kV	-
Contact resistance	< 5 mΩ	-
Mechanical data		
Accessories type	Connector/cable	Connector/cable
Installation size	itec (Series 615)	D-sub
Connector type	plug	plug
Configuration	straight	angled
Contact type	female	female
Number of positions (face)	12-pin	15-pin
Wire termination	crimp connection	solder connection
Mating cycles	500	-

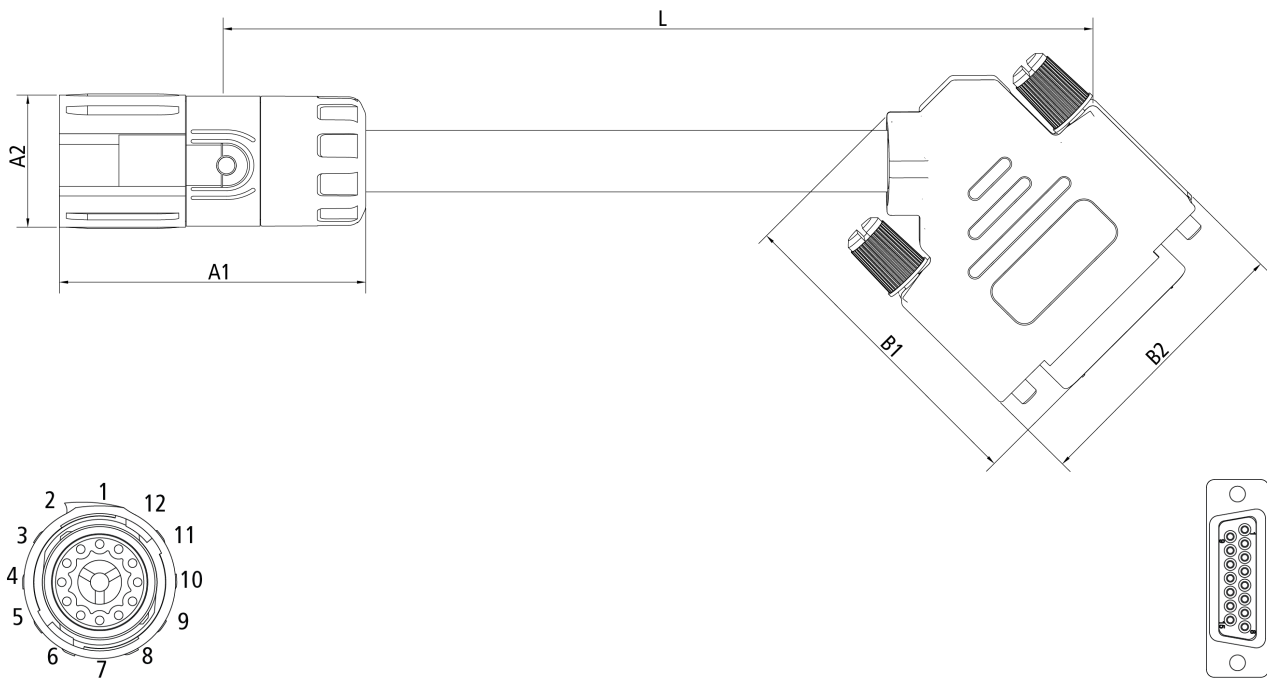
Way of locking	bayonet	screw
Weight per piece	0.025 kg (0.0551 lb)	0.055 kg (0.1213 lb)
Body colour	black, similar to RAL 9011	metal
Body material	zinc diecast/plastic	zinc diecast/nickel plated
Seal	FKM	-
Clamp ring	plastic	-
Contact carrier material	PBT, PA, UL 94 V-0	-
Contact material	brass/gold plated	-
Environmental data		
Special features	Max. height for operation 2000 m	-
Ambient temperature (operation)	-20...+130 °C, -4...+266 °F	-
Protection class	IP 66/67 in screwed condition	IP 20
Pollution level	3 (according to VDE 0110/EN61984 part 6.19.2.2)	-
Overvoltage category	3 (according to VDE 0110/EN61984 part 6.19.2.2)	-

Cable

Electrical data		
Operating voltage	max. 300 V AC (UL), U _o /U 300/300 V (VDE)	
Insulation resistance	≥ 500 MΩ	
Wire resistance	≤ 76.0 Ω/km	
Test voltage	1500 V (wire/wire and wire/screen)	
Mechanical data		
Cross section	4 x 2 x 0.25 mm ²	
Min. bending radius, moved in drag chain	10 x outer cable diameter	
Min. bending radius, fixed installation	8 x outer cable diameter	
Weight	80.3 kg/km (53.954 lb/1000 ft)	
Outer cable diameter	7.5 mm ± 0.3 mm (0.2952" ± 0.0118")	
Conductor material	copper, tinned	
Optical covering factor of shielding	≥ 85%	
Use	drag-chain suitable	
Max. acceleration	20 m/s ²	
Max. speed	3 m/s	
Max. travel distance	5 m	
Max. number of cycles	5 million	

Jacket colour	green
Material jacket	PUR (polyurethane)
Wire insulation material	PP (polypropylene)
Printing colour	black
Torsion angle in °/m	max. ± 30 °/m
Max. tensile load, dynamic	20 N/mm ²
Max. tensile load, static	50 N/mm ²
Environmental data	
Operation temperature range, moved	-20...+80 °C, -4...+176 °F
Operation temperature range, fixed installation	-40...+80 °C, -40...+185 °F
Oil resistance	according to UL 1581
Flame-retardant	according to IEC 60332-1
CFC-free	yes
Halogen-free	yes
Silicone-free	yes
RoHS compliant	yes
Approvals	cRUus AWM Style 20233, CE compliant

Contact assembly**Dimensions**



A1	44.00 mm
A2	19.00 mm
B1	46.00 mm
B2	41.00 mm

Notes

- Depending on the cable length (L), the following length tolerances apply: $\pm 2-3\%$
- Illustrations similar
- The last three digits of the ordering information is the cable length in decimetres, e.g. ZK4xxx-xxxx-x020 = cable length 2.00 m

Ordering information	Length
ZK4530-8110-xxxx	xxxx = cable length in decimetres
xxxx = 0050	example for 5 m length
sold by the metre, admissible total cable length see documentation of Servo Drive	

Beckhoff®, TwinCAT®, TwinCAT/BSD®, TC/BSD®, EtherCAT®, EtherCAT G®, EtherCAT G10®, EtherCAT P®, Safety over EtherCAT®, TwinSAFE®, XFC®, XTS® and XPlanar® are registered trademarks of and licensed by Beckhoff Automation GmbH. Other designations used in this publication may be trademarks whose use by third parties for their own purposes could violate the rights of the owners.

© Beckhoff Automation GmbH & Co. KG 09/2021

The information provided in this brochure contains merely general descriptions or characteristics of performance which in case of actual application do not always apply as described or which may change as a result of further development of the products. An obligation to provide the respective characteristics shall only exist if expressly agreed in the terms of contract.